




OFFICIAL CANVASS OF THE JUNE 04, 2024 PRIMARY ELECTION STATE OF MONTANA

The undersigned hereby certify that the within constitutes a full, true and complete abstract of the number of electors voting, the name of each individual receiving votes; the office for which the votes were received by precinct, legislative house district or portion thereof, and Ballot Issues as set forth within; and the total votes cast for each individual for the offices enumerated herein.

Attest our hands this 18th day of June, 2024.

FLATHEAD COUNTY BOARD OF CANVASSERS

Signatures of Brad Abell, Pamela Holmquist, and Randy Brodehl.



Attest my hand and seal this 18th day of June, 2024.

Signature of Debbie Pierson, Clerk & Recorder.



Barcode and tracking information: 202400010000, Page: 1 of 120, Fee: \$0.00, 6/18/2024 11:37 AM

Debbie Pierson, Flathead County MT by CL

Secretary of State Office Use Only
Filed in the Office of the Secretary of State on this ___ day of ___, 2024, by ___



FLATHEAD COUNTY CANVASS REPORT, PRIMARY 2024

Canvass Process Overview:

MCA 13-15-401 (1) calls for the governing body to serve as the Board of County Canvassers. The Board shall meet at the usual meeting place of the governing body at a time determined by the board and within 14 days after each election to complete the canvass of returns.

In Flathead County, the secretary to the Board of County Commissioners keeps minutes of the proceedings on behalf of the County Election Administrator.

MCA 13-15-404 requires the Board of Canvassers to review a report of the canvass that lists:

- (a) the total number of electors voting in each precinct, district, or portion of a district in the county and the total in the county;
- (b) the name of each individual receiving votes and the office for which the votes were received;
- (c) the number and title of each ballot issue;
- (d) the votes by precinct, district, or portion of a district within the county for each individual and for and against each ballot issue;
- (e) the total votes in the county for each individual and for and against each ballot issue.

FLATHEAD COUNTY STATISTICAL DATA

Total active registered voters in Flathead County – **61,775**

- Overall percentage of active registered voter turnout – **48%**
- Total count of active absentee voters – **45,591**
- Total active poll voters – **15,935**
- Total active UOCAVA voters - **249**
- Voter turnout for absentee voters – **55%**
- Voter turnout of poll voters – **28%**
- Rejected absentee ballots for signature mismatch or lack of signature – **561**

*Notes for Canvass Board:

- Precinct 19 – elector cast a ballot at the polls, but should have been issued a provisional ballot as a late registrant. Elector signed the bottom of the precinct register and was given voter credit – ballot was counted.
- 6 instances where absentee voter turned in ballot – signature verified – during early ballot prep, election workers discovered elector did not place a ballot in their secrecy envelope – credit was given but no ballot was received.
- 274 absentee ballots were accepted and signature verified. During early ballot prep, secrecy envelopes contained multiple voted ballots and were thus rejected. Voter credit was given to these electors, even though none of the rejected ballots were counted.



- 268 provisional ballots were accepted. 1 ballot was resolved / accepted, signature verified and voter credit was given, however, no ballot was in the secrecy envelope. 267 provisional ballots were tabulated on June 10, 2024.
- Approximately 444 Election Judges, temporary staff, County employees and volunteers assisted with the Primary 2024 Election.



DEBBIE PIERSON

FLATHEAD COUNTY ELECTION ADMINISTRATOR

CLERK & RECORDER/AUDITOR/SURVEYOR
290 North Main Street, Kalispell, Montana 59901



FLATHEAD COUNTY PRIMARY CERTIFICATION OF ELECTION RESULTS

MCA 13-15-405 Declaration or certification of results.

- (1) The board shall declare nominated or elected the individuals having the highest number of votes cast for each county and precinct office, except as provided in 13-10-204.
- (2) The board shall proclaim the adoption or rejection of a county ballot issue.
- (3) The board shall certify the results of the canvass of votes cast for individuals for political subdivision offices and for and against political subdivision ballot issues to the governing body of each political subdivision participating in the election.

The Board of County Commissioners of Flathead County hereby certifies the following candidates for nomination and/or election based on the Primary 2024 Election results as having received the greatest number of votes cast.

Elected:

Precinct 1 Committee Man	Thomas Millett
Precinct 1 Committee Woman	Evelyn Cahalen
Precinct 16 Committee Man	John Vail
Precinct 16 Committee Woman	Mary Vail
Precinct 23 Committee Man	Keith Regier
Precinct 23 Committee Woman	Jolene Reiger
Precinct 30 Committee Man	Russell Miller
Precinct 30 Committee Woman	Dorothy Huff

Nominated:

United States President	Joseph R Biden Jr	Donald J Trump
US Senator	Jon Tester	Michael Downey Tim Sheehy
US Representative 1 st Congressional District	Monica Tranel	Dennis Hayes Ryan K Zinke
Governor & Lt. Governor	Busse/Graybill	Gianforte/Juras
Secretary of State	Jesse James Mullen	Christi Jacobsen
Attorney General	Ben Alke	Austin Knudsen





DEBBIE PIERSON

FLATHEAD COUNTY ELECTION ADMINISTRATOR

CLERK & RECORDER/AUDITOR/SURVEYOR
290 North Main Street, Kalispell, Montana 59901




Table with 3 columns: Position, Name 1, Name 2. Rows include State Auditor, Superintendent of Public Instruction, SVC Commissioner District 4, Clerk of the Supreme Court, State Senator Districts 2-5, State Representative Districts 2-15, Clerk of District Court, and Commissioner District 3.






DEBBIE PIERSON

FLATHEAD COUNTY ELECTION ADMINISTRATOR

CLERK & RECORDER/AUDITOR/SURVEYOR
290 North Main Street, Kalispell, Montana 59901



Non-Partisan:

Supreme Court Chief Justice	Cory Swanson	Jeremiah Lynch
Supreme Court Justice 3	Dan Wilson	Katherine Bidegaray
District Court Judge District 11 Department 1	Amy Eddy	
District Court Judges District 11 Department 2	Paul Sullivan	Eric S Hummel
District Court Judge District 11 Department 3	Heidi Ulbricht	

Local Government Reviews – Passed

Columbia Falls City
Whitefish City





FLATHEAD COUNTY ABSTRACT OF VOTES
6/4/2024 MONTANA PRIMARY ELECTION

District	Precinct	Number of Registered Voters	Votes Cast
HD10	PCT 41	1233	465
	PCT 42	1485	526
	PCT 43	1901	680
	PCT 44	1323	402
	PCT 45	1680	611
	Subtotal	7622	2684
HD11	PCT 46	1271	589
	PCT 47	922	371
	PCT 48	478	205
	PCT 49	1234	444
	PCT 50	1139	489
	PCT 51	1713	785
	PCT 52	1674	782
Subtotal	8431	3665	
HD12	PCT 53	1200	469
	PCT 54	1735	767
	PCT 55	1536	558
	Subtotal	4471	1794
HD15	PCT 56	0	0
	Subtotal	0	0
HD2	PCT 01	1708	687
	Subtotal	1708	687
HD3	PCT 02	771	305
	PCT 03	1855	650
	PCT 04	1136	374
	PCT 05	832	299
	PCT 06	1719	435
	PCT 07	1311	480
	PCT 08	1549	582
	Subtotal	9173	3125
HD4	PCT 09	2242	659
	PCT 10	1554	447
	PCT 11	1024	335
	PCT 12	1892	580
	PCT 13	1355	515
	Subtotal	8067	2536
HD5	PCT 14	1627	542
	PCT 15	1581	588
	PCT 16	1745	598
	PCT 17	1828	687



FLATHEAD COUNTY ABSTRACT OF VOTES
6/4/2024 MONTANA PRIMARY ELECTION

	PCT 18	1374	528
	Subtotal	8155	2943
HD6	PCT 19	1370	509
	PCT 20	1906	720
	PCT 21	1193	465
	PCT 22	1419	531
	PCT 23	1893	753
	PCT 24	1524	566
	Subtotal	9305	3544
HD7	PCT 25	1553	553
	PCT 26	1221	377
	PCT 27	1675	451
	PCT 28	1127	359
	PCT 29	1307	417
	Subtotal	6883	2157
HD8	PCT 30	1583	596
	PCT 31	1576	907
	PCT 32	1819	637
	PCT 33	1216	571
	PCT 34	1269	577
	Subtotal	7463	3288
HD9	PCT 35	1139	422
	PCT 36	1735	507
	PCT 37	1463	689
	PCT 38	1143	421
	PCT 39	1393	560
	PCT 40	1630	711
	Subtotal	8503	3310
Total		79781	29733



FLATHEAD COUNTY ABSTRACT OF VOTES
 6/4/2024 MONTANA PRIMARY ELECTION

District	Precinct	PRESIDENT Democratic	
		JOSEPH R BIDEN JR	NO PREFERENCE
HD 10	PCT 41	57	2
	PCT 42	140	16
	PCT 43	141	11
	PCT 44	66	6
	PCT 45	78	10
	SubTotal	482	45
HD 11	PCT 46	106	3
	PCT 47	48	8
	PCT 48	23	4
	PCT 49	103	5
	PCT 50	92	2
	PCT 51	150	12
	PCT 52	168	8
SubTotal	690	42	
HD 12	PCT 53	115	3
	PCT 54	165	16
	PCT 55	149	11
	SubTotal	429	30
HD 15	PCT 56	0	0
	SubTotal	0	0
HD 2	PCT 01	64	6
	SubTotal	64	6
HD 3	PCT 02	126	13
	PCT 03	326	16
	PCT 04	160	1
	PCT 05	130	4
	PCT 06	257	7
	PCT 07	169	10
	PCT 08	186	19
	SubTotal	1354	70
HD 4	PCT 09	197	16
	PCT 10	141	19
	PCT 11	72	2
	PCT 12	338	26
	PCT 13	202	15
	SubTotal	950	78
HD 5	PCT 14	141	7
	PCT 15	136	7
	PCT 16	92	5
	PCT 17	122	11



FLATHEAD COUNTY ABSTRACT OF VOTES
 6/4/2024 MONTANA PRIMARY ELECTION

	PCT 18	108	5
	SubTotal	599	35
HD 6	PCT 19	89	10
	PCT 20	191	19
	PCT 21	119	7
	PCT 22	173	14
	PCT 23	150	10
	PCT 24	154	6
	SubTotal	876	66
HD 7	PCT 25	187	11
	PCT 26	107	13
	PCT 27	129	11
	PCT 28	81	11
	PCT 29	106	4
	SubTotal	610	50
HD 8	PCT 30	79	5
	PCT 31	196	13
	PCT 32	91	5
	PCT 33	72	6
	PCT 34	126	9
	SubTotal	564	38
HD 9	PCT 35	52	1
	PCT 36	104	13
	PCT 37	118	11
	PCT 38	82	3
	PCT 39	115	7
	PCT 40	150	7
	SubTotal	621	42
Total	7239	502	

District	Precinct	PRESIDENT Republican	
		DONALD J. TRUMP	NO PREFERENCE
HD 10	PCT 41	359	21
	PCT 42	300	29
	PCT 43	425	44
	PCT 44	274	25
	PCT 45	463	27
	SubTotal	1821	146
HD 11	PCT 46	403	33
	PCT 47	263	32
	PCT 48	162	12



FLATHEAD COUNTY ABSTRACT OF VOTES
 6/4/2024 MONTANA PRIMARY ELECTION

	PCT 49	276	27
	PCT 50	328	22
	PCT 51	519	47
	PCT 52	516	34
	SubTotal	2467	207
HD 12	PCT 53	310	20
	PCT 54	510	22
	PCT 55	323	28
	SubTotal	1143	70
HD 15	PCT 56	0	0
	SubTotal	0	0
HD 2	PCT 01	550	22
	SubTotal	550	22
HD 3	PCT 02	127	6
	PCT 03	220	27
	PCT 04	148	25
	PCT 05	122	10
	PCT 06	125	12
	PCT 07	229	16
	PCT 08	313	19
	SubTotal	1284	115
HD 4	PCT 09	369	29
	PCT 10	236	19
	PCT 11	222	22
	PCT 12	139	25
	PCT 13	212	29
	SubTotal	1178	124
HD 5	PCT 14	340	18
	PCT 15	368	30
	PCT 16	451	23
	PCT 17	490	28
	PCT 18	376	9
	SubTotal	2025	108
HD 6	PCT 19	336	24
	PCT 20	394	44
	PCT 21	275	21
	PCT 22	275	28
	PCT 23	486	39
	PCT 24	331	31
	SubTotal	2097	187
HD 7	PCT 25	216	44
	PCT 26	192	35
	PCT 27	237	33



FLATHEAD COUNTY ABSTRACT OF VOTES
 6/4/2024 MONTANA PRIMARY ELECTION

	PCT 28	219	23
	PCT 29	222	25
	SubTotal	1086	160
HD 8	PCT 30	446	32
	PCT 31	548	69
	PCT 32	488	26
	PCT 33	433	27
	PCT 34	322	59
	SubTotal	2237	213
HD 9	PCT 35	336	12
	PCT 36	313	33
	PCT 37	429	54
	PCT 38	268	32
	PCT 39	368	30
	PCT 40	458	44
	SubTotal	2172	205
Total		18060	1557

District	Precinct	PRESIDENT Green
		NO PREFERENCE
HD 10	PCT 41	0
	PCT 42	0
	PCT 43	1
	PCT 44	0
	PCT 45	1
	SubTotal	2
HD 11	PCT 46	0
	PCT 47	0
	PCT 48	0
	PCT 49	0
	PCT 50	0
	PCT 51	0
	PCT 52	0
	SubTotal	0
HD 12	PCT 53	0
	PCT 54	0
	PCT 55	0
	SubTotal	0
HD 15	PCT 56	0
	SubTotal	0
HD 2	PCT 01	0



FLATHEAD COUNTY ABSTRACT OF VOTES
 6/4/2024 MONTANA PRIMARY ELECTION

	SubTotal	0
HD 3	PCT 02	1
	PCT 03	0
	PCT 04	0
	PCT 05	0
	PCT 06	0
	PCT 07	1
	PCT 08	0
	SubTotal	2
HD 4	PCT 09	1
	PCT 10	0
	PCT 11	0
	PCT 12	0
	PCT 13	2
	SubTotal	3
HD 5	PCT 14	0
	PCT 15	1
	PCT 16	0
	PCT 17	0
	PCT 18	0
	SubTotal	1
HD 6	PCT 19	0
	PCT 20	0
	PCT 21	1
	PCT 22	0
	PCT 23	0
	PCT 24	0
	SubTotal	1
HD 7	PCT 25	0
	PCT 26	0
	PCT 27	1
	PCT 28	0
	PCT 29	2
	SubTotal	3
HD 8	PCT 30	0
	PCT 31	0
	PCT 32	0
	PCT 33	2
	PCT 34	0
	SubTotal	2
HD 9	PCT 35	0
	PCT 36	2
	PCT 37	0



FLATHEAD COUNTY ABSTRACT OF VOTES
 6/4/2024 MONTANA PRIMARY ELECTION

PCT 38	0
PCT 39	0
PCT 40	0
SubTotal	2
Total	16

District	Precinct	UNITED STATES SENATOR Democratic	
		MICHAEL HUMMERT	JON TESTER
HD 10	PCT 41	2	57
	PCT 42	5	152
	PCT 43	4	153
	PCT 44	2	73
	PCT 45	3	92
	SubTotal	16	527
HD 11	PCT 46	7	105
	PCT 47	4	57
	PCT 48	1	28
	PCT 49	1	112
	PCT 50	0	98
	PCT 51	7	162
	PCT 52	2	179
	SubTotal	22	741
HD 12	PCT 53	2	117
	PCT 54	4	176
	PCT 55	1	165
	SubTotal	7	458
HD 15	PCT 56	0	0
	SubTotal	0	0
HD 2	PCT 01	1	73
	SubTotal	1	73
HD 3	PCT 02	4	142
	PCT 03	1	349
	PCT 04	1	167
	PCT 05	5	137
	PCT 06	6	267
	PCT 07	3	188
	PCT 08	6	208
	SubTotal	26	1458
HD 4	PCT 09	13	207
	PCT 10	4	161
	PCT 11	1	75



FLATHEAD COUNTY ABSTRACT OF VOTES
 6/4/2024 MONTANA PRIMARY ELECTION

	PCT 12	7	364
	PCT 13	6	222
	SubTotal	31	1029
HD 5	PCT 14	5	148
	PCT 15	0	151
	PCT 16	1	102
	PCT 17	1	138
	PCT 18	2	112
	SubTotal	9	651
HD 6	PCT 19	5	105
	PCT 20	5	219
	PCT 21	3	125
	PCT 22	4	187
	PCT 23	8	158
	PCT 24	5	157
	SubTotal	30	951
HD 7	PCT 25	8	195
	PCT 26	8	114
	PCT 27	8	137
	PCT 28	2	97
	PCT 29	4	115
	SubTotal	30	658
HD 8	PCT 30	4	88
	PCT 31	6	210
	PCT 32	7	91
	PCT 33	4	76
	PCT 34	7	133
	SubTotal	28	598
HD 9	PCT 35	3	51
	PCT 36	5	121
	PCT 37	5	135
	PCT 38	1	87
	PCT 39	3	122
	PCT 40	0	161
	SubTotal	17	677
Total		217	7821

		UNITED STATES SENATOR Republican		
District	Precinct	BRAD JOHNSON	TIM SHEEHY	CHARLES WALKINGCHILD SR
HD 10	PCT 41	77	295	22
	PCT 42	71	251	20



FLATHEAD COUNTY ABSTRACT OF VOTES
 6/4/2024 MONTANA PRIMARY ELECTION

	PCT 43	100	358	34
	PCT 44	68	219	20
	PCT 45	88	382	24
	SubTotal	404	1505	120
HD 11	PCT 46	75	352	27
	PCT 47	39	242	18
	PCT 48	25	144	6
	PCT 49	60	229	31
	PCT 50	55	303	14
	PCT 51	81	482	20
	PCT 52	99	456	32
	SubTotal	434	2208	148
HD 12	PCT 53	43	292	7
	PCT 54	79	465	24
	PCT 55	68	281	28
	SubTotal	190	1038	59
HD 15	PCT 56	0	0	0
	SubTotal	0	0	0
HD 2	PCT 01	128	429	28
	SubTotal	128	429	28
HD 3	PCT 02	22	100	17
	PCT 03	47	205	27
	PCT 04	18	162	12
	PCT 05	27	111	7
	PCT 06	29	104	14
	PCT 07	44	204	19
	PCT 08	66	267	18
	SubTotal	253	1153	114
HD 4	PCT 09	79	311	31
	PCT 10	67	181	20
	PCT 11	30	199	19
	PCT 12	50	112	18
	PCT 13	43	215	15
	SubTotal	269	1018	103
HD 5	PCT 14	78	257	31
	PCT 15	88	307	25
	PCT 16	63	398	16
	PCT 17	85	415	24
	PCT 18	65	319	15
	SubTotal	379	1696	111
HD 6	PCT 19	76	283	25
	PCT 20	87	360	30
	PCT 21	62	233	24



FLATHEAD COUNTY ABSTRACT OF VOTES
 6/4/2024 MONTANA PRIMARY ELECTION

	PCT 22	56	250	22
	PCT 23	98	446	25
	PCT 24	60	311	20
	SubTotal	439	1883	146
HD 7	PCT 25	75	193	44
	PCT 26	44	166	24
	PCT 27	69	191	29
	PCT 28	54	176	23
	PCT 29	52	181	26
	SubTotal	294	907	146
HD 8	PCT 30	83	356	41
	PCT 31	119	498	42
	PCT 32	100	378	37
	PCT 33	89	359	17
	PCT 34	87	298	29
	SubTotal	478	1889	166
HD 9	PCT 35	46	298	11
	PCT 36	80	255	24
	PCT 37	122	368	42
	PCT 38	49	242	19
	PCT 39	66	315	33
	PCT 40	85	414	30
	SubTotal	448	1892	159
Total		3716	15618	1300

District	Precinct	UNITED STATES SENATOR Green	
		ROBERT BARB	MICHAEL DOWNEY
HD 10	PCT 41	0	0
	PCT 42	0	1
	PCT 43	0	1
	PCT 44	0	0
	PCT 45	1	0
	SubTotal	1	2
HD 11	PCT 46	0	0
	PCT 47	0	0
	PCT 48	0	0
	PCT 49	0	0
	PCT 50	0	0
	PCT 51	0	1
	PCT 52	0	0
	SubTotal	0	1



FLATHEAD COUNTY ABSTRACT OF VOTES
 6/4/2024 MONTANA PRIMARY ELECTION

HD 12	PCT 53	0	0
	PCT 54	0	0
	PCT 55	0	0
	SubTotal	0	0
HD 15	PCT 56	0	0
	SubTotal	0	0
HD 2	PCT 01	0	0
	SubTotal	0	0
HD 3	PCT 02	1	0
	PCT 03	0	1
	PCT 04	0	0
	PCT 05	1	1
	PCT 06	1	0
	PCT 07	2	0
	PCT 08	0	0
	SubTotal	5	2
HD 4	PCT 09	0	1
	PCT 10	0	1
	PCT 11	0	0
	PCT 12	0	1
	PCT 13	2	1
	SubTotal	2	4
HD 5	PCT 14	1	1
	PCT 15	2	0
	PCT 16	0	0
	PCT 17	0	0
	PCT 18	0	0
	SubTotal	3	1
HD 6	PCT 19	0	1
	PCT 20	0	0
	PCT 21	1	0
	PCT 22	0	0
	PCT 23	1	0
	PCT 24	0	0
	SubTotal	2	1
HD 7	PCT 25	0	2
	PCT 26	1	0
	PCT 27	0	2
	PCT 28	0	0
	PCT 29	2	2
	SubTotal	3	6
HD 8	PCT 30	0	0
	PCT 31	0	0



FLATHEAD COUNTY ABSTRACT OF VOTES
 6/4/2024 MONTANA PRIMARY ELECTION

	PCT 32	0	0
	PCT 33	1	0
	PCT 34	1	0
	SubTotal	2	0
HD 9	PCT 35	0	1
	PCT 36	0	2
	PCT 37	0	0
	PCT 38	0	1
	PCT 39	1	0
	PCT 40	1	0
	SubTotal	2	4
Total		20	21

District	Precinct	US REPRESENTATIVE DIST 1 Democratic
		MONICA TRANEL
HD 10	PCT 41	55
	PCT 42	152
	PCT 43	150
	PCT 44	74
	PCT 45	86
	SubTotal	517
HD 11	PCT 46	107
	PCT 47	49
	PCT 48	28
	PCT 49	108
	PCT 50	92
	PCT 51	164
	PCT 52	177
SubTotal	725	
HD 12	PCT 53	115
	PCT 54	176
	PCT 55	159
SubTotal	450	
HD 15	PCT 56	0
	SubTotal	0
HD 2	PCT 01	70
	SubTotal	70
HD 3	PCT 02	143
	PCT 03	337
	PCT 04	155



FLATHEAD COUNTY ABSTRACT OF VOTES
 6/4/2024 MONTANA PRIMARY ELECTION

	PCT 05	139
	PCT 06	259
	PCT 07	176
	PCT 08	205
	SubTotal	1414
HD 4	PCT 09	211
	PCT 10	160
	PCT 11	76
	PCT 12	357
	PCT 13	219
	SubTotal	1023
HD 5	PCT 14	144
	PCT 15	146
	PCT 16	101
	PCT 17	134
	PCT 18	109
	SubTotal	634
HD 6	PCT 19	94
	PCT 20	212
	PCT 21	119
	PCT 22	182
	PCT 23	162
	PCT 24	150
	SubTotal	919
HD 7	PCT 25	192
	PCT 26	121
	PCT 27	137
	PCT 28	97
	PCT 29	109
	SubTotal	656
HD 8	PCT 30	88
	PCT 31	204
	PCT 32	97
	PCT 33	78
	PCT 34	135
	SubTotal	602
HD 9	PCT 35	50
	PCT 36	118
	PCT 37	131
	PCT 38	83
	PCT 39	117
	PCT 40	154
	SubTotal	653



FLATHEAD COUNTY ABSTRACT OF VOTES
 6/4/2024 MONTANA PRIMARY ELECTION

Total	7663
--------------	-------------

District	Precinct	US REPRESENTATIVE DIST 1 Republican	
		MARY TODD	RYAN K ZINKE
HD 10	PCT 41	119	278
	PCT 42	108	237
	PCT 43	138	359
	PCT 44	97	213
	PCT 45	137	358
	SubTotal	599	1445
HD 11	PCT 46	114	338
	PCT 47	84	217
	PCT 48	31	142
	PCT 49	100	217
	PCT 50	107	271
	PCT 51	156	435
	PCT 52	142	449
SubTotal	734	2069	
HD 12	PCT 53	74	262
	PCT 54	116	452
	PCT 55	128	248
	SubTotal	318	962
HD 15	PCT 56	0	0
	SubTotal	0	0
HD 2	PCT 01	188	403
	SubTotal	188	403
HD 3	PCT 02	33	110
	PCT 03	57	225
	PCT 04	36	161
	PCT 05	35	116
	PCT 06	36	109
	PCT 07	77	195
	PCT 08	90	260
	SubTotal	364	1176
HD 4	PCT 09	104	321
	PCT 10	70	202
	PCT 11	72	181
	PCT 12	57	131
	PCT 13	74	197
	SubTotal	377	1032
HD 5	PCT 14	85	287



FLATHEAD COUNTY ABSTRACT OF VOTES
6/4/2024 MONTANA PRIMARY ELECTION

	PCT 15	101	323
	PCT 16	114	369
	PCT 17	133	401
	PCT 18	107	294
	SubTotal	540	1674
HD 6	PCT 19	115	276
	PCT 20	124	351
	PCT 21	94	223
	PCT 22	60	267
	PCT 23	163	406
	PCT 24	81	310
	SubTotal	637	1833
HD 7	PCT 25	125	190
	PCT 26	81	160
	PCT 27	107	177
	PCT 28	91	156
	PCT 29	108	157
	SubTotal	512	840
HD 8	PCT 30	151	333
	PCT 31	179	480
	PCT 32	158	356
	PCT 33	117	354
	PCT 34	121	290
	SubTotal	726	1813
HD 9	PCT 35	100	257
	PCT 36	116	240
	PCT 37	151	372
	PCT 38	82	238
	PCT 39	121	297
	PCT 40	129	402
	SubTotal	699	1806
Total		5694	15053

District	Precinct	US REPRESENTATIVE DIST 1 Libertarian	
		DENNIS HAYES	ERNIE NOBLE
HD 10	PCT 41	0	0
	PCT 42	4	0
	PCT 43	2	0
	PCT 44	3	0
	PCT 45	0	0
	SubTotal	9	0



FLATHEAD COUNTY ABSTRACT OF VOTES
6/4/2024 MONTANA PRIMARY ELECTION

HD 11	PCT 46	2	0
	PCT 47	1	0
	PCT 48	0	0
	PCT 49	2	0
	PCT 50	0	1
	PCT 51	0	0
	PCT 52	1	0
	SubTotal	6	1
HD 12	PCT 53	0	0
	PCT 54	0	0
	PCT 55	2	0
	SubTotal	2	0
HD 15	PCT 56	0	0
	SubTotal	0	0
HD 2	PCT 01	3	0
	SubTotal	3	0
HD 3	PCT 02	1	0
	PCT 03	3	0
	PCT 04	0	0
	PCT 05	0	1
	PCT 06	0	0
	PCT 07	0	0
	PCT 08	0	0
	SubTotal	4	1
HD 4	PCT 09	1	0
	PCT 10	0	0
	PCT 11	0	0
	PCT 12	1	2
	PCT 13	0	0
	SubTotal	2	2
HD 5	PCT 14	1	0
	PCT 15	1	0
	PCT 16	1	0
	PCT 17	2	1
	PCT 18	1	0
	SubTotal	6	1
HD 6	PCT 19	0	0
	PCT 20	2	0
	PCT 21	0	1
	PCT 22	0	0
	PCT 23	0	2
	PCT 24	1	0
	SubTotal	3	3



FLATHEAD COUNTY ABSTRACT OF VOTES
 6/4/2024 MONTANA PRIMARY ELECTION

HD 7	PCT 25	2	1
	PCT 26	2	0
	PCT 27	1	1
	PCT 28	0	0
	PCT 29	1	0
	SubTotal	6	2
HD 8	PCT 30	2	0
	PCT 31	0	0
	PCT 32	2	0
	PCT 33	1	0
	PCT 34	2	0
	SubTotal	7	0
HD 9	PCT 35	0	0
	PCT 36	2	2
	PCT 37	1	0
	PCT 38	1	0
	PCT 39	0	0
	PCT 40	0	0
SubTotal	4	2	
Total	52	12	

District	Precinct	GOVERNOR & LT. GOVERNOR Democratic	
		RYAN BUSSE	JIM HUNT
HD 10	PCT 41	36	19
	PCT 42	84	62
	PCT 43	118	30
	PCT 44	45	24
	PCT 45	64	16
	SubTotal	347	151
HD 11	PCT 46	87	19
	PCT 47	37	12
	PCT 48	21	7
	PCT 49	86	19
	PCT 50	66	24
	PCT 51	121	30
	PCT 52	129	45
SubTotal	547	156	
HD 12	PCT 53	85	27
	PCT 54	115	50
	PCT 55	137	20
	SubTotal	337	97



FLATHEAD COUNTY ABSTRACT OF VOTES
 6/4/2024 MONTANA PRIMARY ELECTION

HD 15	PCT 56	0	0
	SubTotal	0	0
HD 2	PCT 01	45	20
	SubTotal	45	20
HD 3	PCT 02	111	31
	PCT 03	287	34
	PCT 04	129	28
	PCT 05	111	24
	PCT 06	204	49
	PCT 07	136	38
	PCT 08	143	55
	SubTotal	1121	259
HD 4	PCT 09	160	44
	PCT 10	113	48
	PCT 11	48	22
	PCT 12	295	55
	PCT 13	191	23
	SubTotal	807	192
HD 5	PCT 14	90	54
	PCT 15	107	31
	PCT 16	68	32
	PCT 17	104	27
	PCT 18	62	42
	SubTotal	431	186
HD 6	PCT 19	75	24
	PCT 20	157	53
	PCT 21	94	27
	PCT 22	141	36
	PCT 23	112	35
	PCT 24	114	36
	SubTotal	693	211
HD 7	PCT 25	163	25
	PCT 26	72	46
	PCT 27	102	33
	PCT 28	52	40
	PCT 29	86	27
	SubTotal	475	171
HD 8	PCT 30	57	33
	PCT 31	154	43
	PCT 32	62	33
	PCT 33	48	22
	PCT 34	97	31
	SubTotal	418	162



FLATHEAD COUNTY ABSTRACT OF VOTES
 6/4/2024 MONTANA PRIMARY ELECTION

HD 9	PCT 35	39	10
	PCT 36	73	44
	PCT 37	122	9
	PCT 38	57	28
	PCT 39	90	27
	PCT 40	106	38
	SubTotal	487	156
Total	5708	1761	

District	Precinct	GOVERNOR & LT. GOVERNOR Republican	
		GREG GIANFORTE	TANNER SMITH
HD 10	PCT 41	279	120
	PCT 42	236	111
	PCT 43	368	128
	PCT 44	209	107
	PCT 45	363	141
	SubTotal	1455	607
HD 11	PCT 46	341	116
	PCT 47	200	106
	PCT 48	126	49
	PCT 49	239	81
	PCT 50	295	77
	PCT 51	455	136
	PCT 52	433	155
SubTotal	2089	720	
HD 12	PCT 53	257	86
	PCT 54	438	133
	PCT 55	269	104
SubTotal	964	323	
HD 15	PCT 56	0	0
	SubTotal	0	0
HD 2	PCT 01	404	186
	SubTotal	404	186
HD 3	PCT 02	112	32
	PCT 03	215	66
	PCT 04	154	42
	PCT 05	112	38
	PCT 06	106	41
	PCT 07	220	55
	PCT 08	268	85
	SubTotal	1187	359



FLATHEAD COUNTY ABSTRACT OF VOTES
 6/4/2024 MONTANA PRIMARY ELECTION

HD 4	PCT 09	328	95
	PCT 10	195	78
	PCT 11	201	51
	PCT 12	117	66
	PCT 13	201	63
	SubTotal	1042	353
HD 5	PCT 14	264	110
	PCT 15	311	112
	PCT 16	361	121
	PCT 17	397	136
	PCT 18	283	115
	SubTotal	1616	594
HD 6	PCT 19	274	115
	PCT 20	346	138
	PCT 21	242	78
	PCT 22	257	72
	PCT 23	426	139
	PCT 24	296	86
	SubTotal	1841	628
HD 7	PCT 25	211	102
	PCT 26	155	85
	PCT 27	187	101
	PCT 28	155	97
	PCT 29	178	88
	SubTotal	886	473
HD 8	PCT 30	326	163
	PCT 31	475	180
	PCT 32	341	173
	PCT 33	345	125
	PCT 34	300	116
	SubTotal	1787	757
HD 9	PCT 35	255	105
	PCT 36	237	126
	PCT 37	368	152
	PCT 38	169	154
	PCT 39	273	143
	PCT 40	301	239
	SubTotal	1603	919
Total	14874	5919	



FLATHEAD COUNTY ABSTRACT OF VOTES
 6/4/2024 MONTANA PRIMARY ELECTION

District	Precinct	SECRETARY OF STATE Democratic JESSE JAMES MULLEN
HD 10	PCT 41	47
	PCT 42	136
	PCT 43	139
	PCT 44	63
	PCT 45	77
	SubTotal	462
HD 11	PCT 46	96
	PCT 47	41
	PCT 48	24
	PCT 49	100
	PCT 50	82
	PCT 51	144
	PCT 52	161
SubTotal	648	
HD 12	PCT 53	101
	PCT 54	163
	PCT 55	135
	SubTotal	399
HD 15	PCT 56	0
	SubTotal	0
HD 2	PCT 01	61
	SubTotal	61
HD 3	PCT 02	124
	PCT 03	287
	PCT 04	141
	PCT 05	126
	PCT 06	212
	PCT 07	154
	PCT 08	184
	SubTotal	1228
HD 4	PCT 09	191
	PCT 10	144
	PCT 11	69
	PCT 12	308
	PCT 13	187
	SubTotal	899
HD 5	PCT 14	129
	PCT 15	130
	PCT 16	98



FLATHEAD COUNTY ABSTRACT OF VOTES
6/4/2024 MONTANA PRIMARY ELECTION

	PCT 17	124
	PCT 18	100
	SubTotal	581
HD 6	PCT 19	90
	PCT 20	182
	PCT 21	114
	PCT 22	163
	PCT 23	135
	PCT 24	141
	SubTotal	825
HD 7	PCT 25	173
	PCT 26	106
	PCT 27	124
	PCT 28	89
	PCT 29	95
	SubTotal	587
HD 8	PCT 30	82
	PCT 31	181
	PCT 32	92
	PCT 33	68
	PCT 34	115
	SubTotal	538
HD 9	PCT 35	46
	PCT 36	109
	PCT 37	115
	PCT 38	77
	PCT 39	113
	PCT 40	142
	SubTotal	602
Total	6830	

District	Precinct	SECRETARY OF STATE Republican
		CHRISTI JACOBSEN
HD 10	PCT 41	342
	PCT 42	308
	PCT 43	434
	PCT 44	268
	PCT 45	435
	SubTotal	1787
	HD 11	PCT 46
PCT 47		252



FLATHEAD COUNTY ABSTRACT OF VOTES
6/4/2024 MONTANA PRIMARY ELECTION

	PCT 48	162
	PCT 49	275
	PCT 50	331
	PCT 51	493
	PCT 52	500
	SubTotal	2407
HD 12	PCT 53	309
	PCT 54	495
	PCT 55	323
	SubTotal	1127
HD 15	PCT 56	0
	SubTotal	0
HD 2	PCT 01	486
	SubTotal	486
HD 3	PCT 02	116
	PCT 03	227
	PCT 04	164
	PCT 05	123
	PCT 06	120
	PCT 07	223
	PCT 08	314
	SubTotal	1287
HD 4	PCT 09	369
	PCT 10	240
	PCT 11	229
	PCT 12	144
	PCT 13	222
	SubTotal	1204
HD 5	PCT 14	330
	PCT 15	362
	PCT 16	432
	PCT 17	472
	PCT 18	347
	SubTotal	1943
HD 6	PCT 19	318
	PCT 20	406
	PCT 21	277
	PCT 22	275
	PCT 23	484
	PCT 24	330
	SubTotal	2090
HD 7	PCT 25	258
	PCT 26	195



FLATHEAD COUNTY ABSTRACT OF VOTES
 6/4/2024 MONTANA PRIMARY ELECTION

	PCT 27	238
	PCT 28	215
	PCT 29	213
	SubTotal	1119
HD 8	PCT 30	423
	PCT 31	543
	PCT 32	446
	PCT 33	412
	PCT 34	335
	SubTotal	2159
HD 9	PCT 35	288
	PCT 36	318
	PCT 37	441
	PCT 38	278
	PCT 39	345
	PCT 40	449
	SubTotal	2119
Total		17728

District	Precinct	ATTORNEY GENERAL Democratic
		BEN ALKE
HD 10	PCT 41	47
	PCT 42	134
	PCT 43	140
	PCT 44	65
	PCT 45	78
	SubTotal	464
HD 11	PCT 46	95
	PCT 47	42
	PCT 48	23
	PCT 49	98
	PCT 50	84
	PCT 51	146
	PCT 52	160
	SubTotal	648
HD 12	PCT 53	102
	PCT 54	163
	PCT 55	138
	SubTotal	403
HD 15	PCT 56	0
	SubTotal	0



FLATHEAD COUNTY ABSTRACT OF VOTES
 6/4/2024 MONTANA PRIMARY ELECTION

HD 2	PCT 01	61
	SubTotal	61
HD 3	PCT 02	130
	PCT 03	,292
	PCT 04	135
	PCT 05	132
	PCT 06	217
	PCT 07	156
	PCT 08	179
	SubTotal	1241
	HD 4	PCT 09
PCT 10		142
PCT 11		69
PCT 12		310
PCT 13		187
SubTotal		906
HD 5	PCT 14	130
	PCT 15	132
	PCT 16	99
	PCT 17	127
	PCT 18	95
	SubTotal	583
HD 6	PCT 19	90
	PCT 20	187
	PCT 21	114
	PCT 22	159
	PCT 23	140
	PCT 24	140
	SubTotal	830
HD 7	PCT 25	174
	PCT 26	111
	PCT 27	132
	PCT 28	87
	PCT 29	94
	SubTotal	598
HD 8	PCT 30	82
	PCT 31	184
	PCT 32	92
	PCT 33	69
	PCT 34	118
	SubTotal	545
HD 9	PCT 35	48
	PCT 36	111



FLATHEAD COUNTY ABSTRACT OF VOTES
 6/4/2024 MONTANA PRIMARY ELECTION

PCT 37	119
PCT 38	79
PCT 39	113
PCT 40	141
SubTotal	611
Total	6890

District	Precinct	ATTORNEY GENERAL Republican	
		AUSTIN KNUDSEN	LOGAN OLSON
HD 10	PCT 41	312	54
	PCT 42	253	72
	PCT 43	390	74
	PCT 44	233	60
	PCT 45	392	77
	SubTotal	1580	337
HD 11	PCT 46	349	74
	PCT 47	222	45
	PCT 48	135	29
	PCT 49	269	43
	PCT 50	292	62
	PCT 51	467	71
	PCT 52	451	90
	SubTotal	2185	414
HD 12	PCT 53	274	48
	PCT 54	450	69
	PCT 55	278	70
	SubTotal	1002	187
HD 15	PCT 56	0	0
	SubTotal	0	0
HD 2	PCT 01	461	78
	SubTotal	461	78
HD 3	PCT 02	102	28
	PCT 03	210	49
	PCT 04	144	27
	PCT 05	111	23
	PCT 06	112	21
	PCT 07	217	36
	PCT 08	289	51
	SubTotal	1185	235
HD 4	PCT 09	324	72
	PCT 10	208	46



FLATHEAD COUNTY ABSTRACT OF VOTES
 6/4/2024 MONTANA PRIMARY ELECTION

	PCT 11	188	53
	PCT 12	108	52
	PCT 13	191	52
	SubTotal	1019	275
HD 5	PCT 14	283	70
	PCT 15	329	65
	PCT 16	372	83
	PCT 17	435	61
	PCT 18	321	58
	SubTotal	1740	337
HD 6	PCT 19	297	62
	PCT 20	340	94
	PCT 21	246	59
	PCT 22	248	53
	PCT 23	446	83
	PCT 24	296	66
	SubTotal	1873	417
HD 7	PCT 25	207	87
	PCT 26	170	55
	PCT 27	202	62
	PCT 28	161	69
	PCT 29	188	60
	SubTotal	928	333
HD 8	PCT 30	356	97
	PCT 31	506	96
	PCT 32	381	105
	PCT 33	372	63
	PCT 34	290	94
	SubTotal	1905	455
HD 9	PCT 35	292	46
	PCT 36	274	56
	PCT 37	385	97
	PCT 38	217	74
	PCT 39	323	65
	PCT 40	384	99
	SubTotal	1875	437
Total		15753	3505

District	Precinct	STATE AUDITOR Democratic
		JOHN REPKE
HD 10	PCT 41	46



FLATHEAD COUNTY ABSTRACT OF VOTES
6/4/2024 MONTANA PRIMARY ELECTION

	PCT 42	134
	PCT 43	139
	PCT 44	61
	PCT 45	78
	SubTotal	458
HD 11	PCT 46	94
	PCT 47	40
	PCT 48	22
	PCT 49	96
	PCT 50	80
	PCT 51	142
	PCT 52	158
	SubTotal	632
HD 12	PCT 53	98
	PCT 54	163
	PCT 55	135
	SubTotal	396
HD 15	PCT 56	0
	SubTotal	0
HD 2	PCT 01	59
	SubTotal	59
HD 3	PCT 02	129
	PCT 03	304
	PCT 04	141
	PCT 05	130
	PCT 06	223
	PCT 07	154
	PCT 08	177
	SubTotal	1258
HD 4	PCT 09	197
	PCT 10	145
	PCT 11	67
	PCT 12	320
	PCT 13	193
	SubTotal	922
HD 5	PCT 14	126
	PCT 15	130
	PCT 16	98
	PCT 17	124
	PCT 18	97
	SubTotal	575
HD 6	PCT 19	86
	PCT 20	180



FLATHEAD COUNTY ABSTRACT OF VOTES
 6/4/2024 MONTANA PRIMARY ELECTION

	PCT 21	112
	PCT 22	155
	PCT 23	135
	PCT 24	145
	SubTotal	813
HD 7	PCT 25	175
	PCT 26	107
	PCT 27	129
	PCT 28	88
	PCT 29	90
	SubTotal	589
HD 8	PCT 30	80
	PCT 31	186
	PCT 32	90
	PCT 33	68
	PCT 34	118
	SubTotal	542
HD 9	PCT 35	47
	PCT 36	108
	PCT 37	113
	PCT 38	76
	PCT 39	112
	PCT 40	142
	SubTotal	598
Total		6842

District	Precinct	STATE AUDITOR Republican	
		JAMES BROWN	JOHN JAY WILLOUGHBY
HD 10	PCT 41	252	88
	PCT 42	213	94
	PCT 43	315	115
	PCT 44	179	98
	PCT 45	316	120
	SubTotal	1275	515
HD 11	PCT 46	239	141
	PCT 47	177	73
	PCT 48	115	46
	PCT 49	213	76
	PCT 50	216	103
	PCT 51	364	150
	PCT 52	321	162



FLATHEAD COUNTY ABSTRACT OF VOTES
 6/4/2024 MONTANA PRIMARY ELECTION

	SubTotal	1645	751
HD 12	PCT 53	226	70
	PCT 54	323	138
	PCT 55	225	98
	SubTotal	774	306
HD 15	PCT 56	0	0
	SubTotal	0	0
HD 2	PCT 01	355	140
	SubTotal	355	140
HD 3	PCT 02	75	34
	PCT 03	176	65
	PCT 04	109	43
	PCT 05	90	32
	PCT 06	84	39
	PCT 07	165	56
	PCT 08	202	102
	SubTotal	901	371
HD 4	PCT 09	265	103
	PCT 10	166	69
	PCT 11	165	68
	PCT 12	99	43
	PCT 13	146	66
	SubTotal	841	349
HD 5	PCT 14	218	107
	PCT 15	244	118
	PCT 16	302	120
	PCT 17	350	113
	PCT 18	235	107
	SubTotal	1349	565
HD 6	PCT 19	221	100
	PCT 20	278	134
	PCT 21	201	89
	PCT 22	183	89
	PCT 23	378	118
	PCT 24	212	119
	SubTotal	1473	649
HD 7	PCT 25	170	99
	PCT 26	141	61
	PCT 27	169	81
	PCT 28	157	71
	PCT 29	162	72
	SubTotal	799	384
HD 8	PCT 30	287	149



FLATHEAD COUNTY ABSTRACT OF VOTES
 6/4/2024 MONTANA PRIMARY ELECTION

	PCT 31	430	138
	PCT 32	294	157
	PCT 33	268	127
	PCT 34	230	111
	SubTotal	1509	682
HD 9	PCT 35	222	90
	PCT 36	205	119
	PCT 37	294	151
	PCT 38	158	99
	PCT 39	266	93
	PCT 40	290	151
	SubTotal	1435	703
Total		12356	5415

District	Precinct	STATE SUPERINTENDENT OF PUBLIC INSTRUCTION Democratic SHANNON O'BRIEN
HD 10	PCT 41	47
	PCT 42	135
	PCT 43	136
	PCT 44	66
	PCT 45	79
	SubTotal	463
HD 11	PCT 46	97
	PCT 47	42
	PCT 48	21
	PCT 49	94
	PCT 50	84
	PCT 51	147
	PCT 52	164
SubTotal	649	
HD 12	PCT 53	102
	PCT 54	164
	PCT 55	140
SubTotal	406	
HD 15	PCT 56	0
	SubTotal	0
HD 2	PCT 01	61
	SubTotal	61



FLATHEAD COUNTY ABSTRACT OF VOTES
 6/4/2024 MONTANA PRIMARY ELECTION

HD 3	PCT 02	130
	PCT 03	293
	PCT 04	137
	PCT 05	127
	PCT 06	217
	PCT 07	154
	PCT 08	184
	SubTotal	1242
HD 4	PCT 09	195
	PCT 10	146
	PCT 11	70
	PCT 12	316
	PCT 13	187
	SubTotal	914
HD 5	PCT 14	129
	PCT 15	133
	PCT 16	99
	PCT 17	126
	PCT 18	98
	SubTotal	585
HD 6	PCT 19	90
	PCT 20	187
	PCT 21	115
	PCT 22	162
	PCT 23	138
	PCT 24	142
	SubTotal	834
HD 7	PCT 25	174
	PCT 26	109
	PCT 27	130
	PCT 28	90
	PCT 29	93
	SubTotal	596
HD 8	PCT 30	83
	PCT 31	190
	PCT 32	92
	PCT 33	69
	PCT 34	121
	SubTotal	555
HD 9	PCT 35	46
	PCT 36	109
	PCT 37	122
	PCT 38	78



FLATHEAD COUNTY ABSTRACT OF VOTES
 6/4/2024 MONTANA PRIMARY ELECTION

PCT 39	114
PCT 40	143
SubTotal	612
Total	6917

District	Precinct	STATE SUPERINTENDENT OF PUBLIC INSTRUCTION Republican	
		SHARYL ALLEN	SUSIE HEDALEN
HD 10	PCT 41	145	176
	PCT 42	121	166
	PCT 43	169	235
	PCT 44	105	165
	PCT 45	187	223
	SubTotal	727	965
HD 11	PCT 46	141	223
	PCT 47	82	149
	PCT 48	55	99
	PCT 49	130	150
	PCT 50	93	216
	PCT 51	193	284
	PCT 52	153	302
SubTotal	847	1423	
HD 12	PCT 53	123	159
	PCT 54	135	311
	PCT 55	119	190
SubTotal	377	660	
HD 15	PCT 56	0	0
	SubTotal	0	0
HD 2	PCT 01	225	243
	SubTotal	225	243
HD 3	PCT 02	35	72
	PCT 03	102	121
	PCT 04	38	108
	PCT 05	45	68
	PCT 06	35	68
	PCT 07	95	115
	PCT 08	92	196
	SubTotal	442	748
HD 4	PCT 09	167	179
	PCT 10	92	136
	PCT 11	102	125
	PCT 12	45	101



FLATHEAD COUNTY ABSTRACT OF VOTES
6/4/2024 MONTANA PRIMARY ELECTION

	PCT 13	83	112
	SubTotal	489	653
HD 5	PCT 14	143	171
	PCT 15	136	215
	PCT 16	163	239
	PCT 17	213	226
	PCT 18	127	200
	SubTotal	782	1051
HD 6	PCT 19	113	207
	PCT 20	121	266
	PCT 21	117	159
	PCT 22	100	166
	PCT 23	183	282
	PCT 24	94	220
	SubTotal	728	1300
HD 7	PCT 25	116	160
	PCT 26	74	113
	PCT 27	113	128
	PCT 28	85	137
	PCT 29	98	118
	SubTotal	486	656
HD 8	PCT 30	162	247
	PCT 31	218	321
	PCT 32	180	256
	PCT 33	174	208
	PCT 34	144	184
	SubTotal	878	1216
HD 9	PCT 35	107	181
	PCT 36	123	191
	PCT 37	183	248
	PCT 38	105	147
	PCT 39	166	170
	PCT 40	164	251
	SubTotal	848	1188
Total		6829	10103



FLATHEAD COUNTY ABSTRACT OF VOTES
 6/4/2024 MONTANA PRIMARY ELECTION

District Precinct

PUBLIC
 SERVICE
 COMMISSION
 ER, DISTRICT
 4
 Republican
 JENNIFER
 FIELDER

HD 10	PCT 41	317
	PCT 42	279
	PCT 43	391
	PCT 44	247
	PCT 45	393
	SubTotal	1627
HD 12	PCT 53	278
	PCT 54	439
	PCT 55	290
	SubTotal	1007
HD 2	PCT 01	449
	SubTotal	449
HD 6	PCT 19	285
	PCT 20	373
	PCT 21	251
	PCT 22	249
	PCT 23	460
	PCT 24	305
	SubTotal	1923
HD 8	PCT 30	404
	PCT 31	501
	PCT 32	406
	PCT 33	388
	PCT 34	314
	SubTotal	2013
HD 9	PCT 35	277
	PCT 36	296
	PCT 37	394
	PCT 38	247
	PCT 39	313
	PCT 40	406
	SubTotal	1933
Total	8952	



FLATHEAD COUNTY ABSTRACT OF VOTES

6/4/2024 MONTANA PRIMARY ELECTION

District	Precinct	CLERK OF THE SUPREME COURT	
		ERIN FARRIS-OLSEN	JORDAN OPHUS
		Democratic	
HD 10	PCT 41	46	2
	PCT 42	102	26
	PCT 43	114	14
	PCT 44	49	9
	PCT 45	60	16
	SubTotal	371	67
HD 11	PCT 46	85	8
	PCT 47	35	6
	PCT 48	15	3
	PCT 49	82	13
	PCT 50	70	6
	PCT 51	121	9
	PCT 52	124	28
SubTotal	532	73	
HD 12	PCT 53	88	5
	PCT 54	123	31
	PCT 55	117	12
	SubTotal	328	48
HD 15	PCT 56	0	0
	SubTotal	0	0
HD 2	PCT 01	50	10
	SubTotal	50	10
HD 3	PCT 02	101	15
	PCT 03	219	30
	PCT 04	113	18
	PCT 05	109	7
	PCT 06	178	29
	PCT 07	142	7
	PCT 08	156	22
	SubTotal	1018	128
HD 4	PCT 09	156	23
	PCT 10	109	28
	PCT 11	54	11
	PCT 12	251	34
	PCT 13	144	18
	SubTotal	714	114
HD 5	PCT 14	96	33
	PCT 15	107	14
	PCT 16	74	19



FLATHEAD COUNTY ABSTRACT OF VOTES
 6/4/2024 MONTANA PRIMARY ELECTION

	PCT 17	98	18
	PCT 18	78	21
	SubTotal	453	105
HD 6	PCT 19	74	12
	PCT 20	136	33
	PCT 21	102	9
	PCT 22	131	27
	PCT 23	112	16
	PCT 24	123	17
	SubTotal	678	114
HD 7	PCT 25	145	12
	PCT 26	79	26
	PCT 27	101	17
	PCT 28	67	15
	PCT 29	74	17
	SubTotal	466	87
HD 8	PCT 30	66	13
	PCT 31	144	27
	PCT 32	76	13
	PCT 33	53	10
	PCT 34	87	23
	SubTotal	426	86
HD 9	PCT 35	38	2
	PCT 36	81	27
	PCT 37	101	11
	PCT 38	60	6
	PCT 39	92	12
	PCT 40	113	17
	SubTotal	485	75
Total		5521	907

District	Precinct	CLERK OF THE SUPREME COURT Republican	
		JASON W ELLSWORTH	BOWEN GREENWOOD
HD 10	PCT 41	161	163
	PCT 42	147	138
	PCT 43	195	215
	PCT 44	139	133
	PCT 45	207	206
	SubTotal	849	855
HD 11	PCT 46	178	185
	PCT 47	106	116



FLATHEAD COUNTY ABSTRACT OF VOTES
6/4/2024 MONTANA PRIMARY ELECTION

	PCT 48	63	86
	PCT 49	145	127
	PCT 50	127	170
	PCT 51	199	266
	PCT 52	172	278
	SubTotal	990	1228
HD 12	PCT 53	150	133
	PCT 54	175	251
	PCT 55	133	180
	SubTotal	458	564
HD 15	PCT 56	0	0
	SubTotal	0	0
HD 2	PCT 01	263	227
	SubTotal	263	227
HD 3	PCT 02	67	40
	PCT 03	105	116
	PCT 04	51	94
	PCT 05	50	65
	PCT 06	42	63
	PCT 07	99	115
	PCT 08	138	148
	SubTotal	552	641
HD 4	PCT 09	188	157
	PCT 10	126	107
	PCT 11	115	106
	PCT 12	71	63
	PCT 13	82	109
	SubTotal	582	542
HD 5	PCT 14	146	161
	PCT 15	169	177
	PCT 16	187	214
	PCT 17	239	202
	PCT 18	154	175
	SubTotal	895	929
HD 6	PCT 19	137	166
	PCT 20	173	217
	PCT 21	118	147
	PCT 22	116	151
	PCT 23	221	240
	PCT 24	114	204
	SubTotal	879	1125
HD 7	PCT 25	108	152
	PCT 26	77	116



FLATHEAD COUNTY ABSTRACT OF VOTES
 6/4/2024 MONTANA PRIMARY ELECTION

	PCT 27	130	112
	PCT 28	102	116
	PCT 29	105	114
	SubTotal	522	610
HD 8	PCT 30	225	203
	PCT 31	265	268
	PCT 32	245	189
	PCT 33	223	156
	PCT 34	164	157
	SubTotal	1122	973
HD 9	PCT 35	125	161
	PCT 36	140	167
	PCT 37	186	228
	PCT 38	129	128
	PCT 39	172	167
	PCT 40	202	211
	SubTotal	954	1062
Total	8066	8756	

District	Precinct	SUPREME COURT CHIEF JUSTICE Non Partisan		
		JEREMIAH LYNCH	DOUG MARSHALL	CORY SWANSON
HD 10	PCT 41	91	68	234
	PCT 42	140	75	212
	PCT 43	208	71	299
	PCT 44	108	83	165
	PCT 45	132	85	296
	SubTotal	679	382	1206
HD 11	PCT 46	161	68	261
	PCT 47	77	30	176
	PCT 48	45	24	111
	PCT 49	146	68	174
	PCT 50	130	61	212
	PCT 51	214	77	345
	PCT 52	232	99	314
	SubTotal	1005	427	1593
HD 12	PCT 53	130	65	211
	PCT 54	193	85	356
	PCT 55	163	82	220
	SubTotal	486	232	787
HD 15	PCT 56	0	0	0
	SubTotal	0	0	0



FLATHEAD COUNTY ABSTRACT OF VOTES
 6/4/2024 MONTANA PRIMARY ELECTION

HD 2	PCT 01	160	118	288
	SubTotal	160	118	288
HD 3	PCT 02	117	46	97
	PCT 03	270	65	181
	PCT 04	147	32	107
	PCT 05	123	36	88
	PCT 06	177	40	127
	PCT 07	176	69	143
	PCT 08	196	87	209
	SubTotal	1206	375	952
HD 4	PCT 09	216	93	259
	PCT 10	182	76	127
	PCT 11	90	53	150
	PCT 12	256	59	153
	PCT 13	185	74	146
	SubTotal	929	355	835
HD 5	PCT 14	165	108	191
	PCT 15	185	78	236
	PCT 16	153	98	267
	PCT 17	165	100	314
	PCT 18	139	72	229
	SubTotal	807	456	1237
HD 6	PCT 19	124	80	233
	PCT 20	220	99	299
	PCT 21	123	58	227
	PCT 22	169	76	195
	PCT 23	172	93	358
	PCT 24	181	62	237
	SubTotal	989	468	1549
HD 7	PCT 25	246	62	171
	PCT 26	107	56	156
	PCT 27	153	68	164
	PCT 28	121	57	134
	PCT 29	115	71	165
	SubTotal	742	314	790
HD 8	PCT 30	145	101	282
	PCT 31	275	108	366
	PCT 32	167	108	264
	PCT 33	128	69	272
	PCT 34	185	80	204
	SubTotal	900	466	1388
HD 9	PCT 35	93	48	204
	PCT 36	141	71	222



FLATHEAD COUNTY ABSTRACT OF VOTES
 6/4/2024 MONTANA PRIMARY ELECTION

PCT 37	248	64	270
PCT 38	137	67	139
PCT 39	150	71	251
PCT 40	205	86	287
SubTotal	974	407	1373
Total	8877	4000	11998

District	Precinct	SUPREME COURT JUSTICE #3 Non Partisan		
		KATHERINE BIDEGARAY	JERRY O'NEIL	DAN WILSON
HD 10	PCT 41	90	100	219
	PCT 42	149	61	259
	PCT 43	186	96	323
	PCT 44	98	75	195
	PCT 45	122	82	333
	SubTotal	645	414	1329
HD 11	PCT 46	172	87	247
	PCT 47	74	60	182
	PCT 48	39	25	121
	PCT 49	140	70	193
	PCT 50	132	56	245
	PCT 51	194	90	390
	PCT 52	252	97	322
SubTotal	1003	485	1700	
HD 12	PCT 53	124	79	220
	PCT 54	225	68	364
	PCT 55	188	42	256
SubTotal	537	189	840	
HD 15	PCT 56	0	0	0
	SubTotal	0	0	0
HD 2	PCT 01	159	147	282
	SubTotal	159	147	282
HD 3	PCT 02	124	45	97
	PCT 03	272	49	207
	PCT 04	168	26	107
	PCT 05	127	28	95
	PCT 06	214	24	113
	PCT 07	189	63	147
	PCT 08	193	113	216
	SubTotal	1287	348	982
HD 4	PCT 09	217	136	243
	PCT 10	179	98	128



FLATHEAD COUNTY ABSTRACT OF VOTES
6/4/2024 MONTANA PRIMARY ELECTION

	PCT 11	92	88	125
	PCT 12	309	36	139
	PCT 13	227	53	133
	SubTotal	1024	411	768
HD 5	PCT 14	160	138	184
	PCT 15	167	88	262
	PCT 16	140	126	272
	PCT 17	161	157	300
	PCT 18	147	106	212
	SubTotal	775	615	1230
HD 6	PCT 19	143	85	218
	PCT 20	217	90	344
	PCT 21	109	58	263
	PCT 22	180	80	196
	PCT 23	162	100	397
	PCT 24	193	58	252
	SubTotal	1004	471	1670
HD 7	PCT 25	217	62	213
	PCT 26	115	55	158
	PCT 27	152	65	193
	PCT 28	125	71	139
	PCT 29	132	78	152
	SubTotal	741	331	855
HD 8	PCT 30	150	140	254
	PCT 31	267	112	404
	PCT 32	174	130	265
	PCT 33	131	82	277
	PCT 34	154	58	293
	SubTotal	876	522	1493
HD 9	PCT 35	83	82	199
	PCT 36	151	69	231
	PCT 37	224	72	327
	PCT 38	125	61	175
	PCT 39	160	68	269
	PCT 40	226	96	287
	SubTotal	969	448	1488
Total		9020	4381	12637



FLATHEAD COUNTY ABSTRACT OF VOTES
 6/4/2024 MONTANA PRIMARY ELECTION

District	Precinct	DISTRICT COURT JUDGE DISTRICT 11, DEPT 1 Non Partisan AMY EDDY
HD 10	PCT 41	345
	PCT 42	408
	PCT 43	539
	PCT 44	324
	PCT 45	463
	SubTotal	2079
HD 11	PCT 46	432
	PCT 47	261
	PCT 48	163
	PCT 49	365
	PCT 50	363
	PCT 51	550
	PCT 52	627
	SubTotal	2761
HD 12	PCT 53	374
	PCT 54	604
	PCT 55	428
	SubTotal	1406
HD 15	PCT 56	0
	SubTotal	0
HD 2	PCT 01	467
	SubTotal	467
HD 3	PCT 02	230
	PCT 03	500
	PCT 04	284
	PCT 05	238
	PCT 06	322
	PCT 07	363
	PCT 08	463
	SubTotal	2400
HD 4	PCT 09	537
	PCT 10	365
	PCT 11	285
	PCT 12	441
	PCT 13	369
	SubTotal	1997
HD 5	PCT 14	436
	PCT 15	445



FLATHEAD COUNTY ABSTRACT OF VOTES
 6/4/2024 MONTANA PRIMARY ELECTION

	PCT 16	475
	PCT 17	554
	PCT 18	408
	SubTotal	2318
HD 6	PCT 19	363
	PCT 20	565
	PCT 21	364
	PCT 22	418
	PCT 23	568
	PCT 24	440
	SubTotal	2718
HD 7	PCT 25	421
	PCT 26	289
	PCT 27	358
	PCT 28	298
	PCT 29	297
	SubTotal	1663
HD 8	PCT 30	463
	PCT 31	688
	PCT 32	492
	PCT 33	455
	PCT 34	453
	SubTotal	2551
HD 9	PCT 35	301
	PCT 36	399
	PCT 37	520
	PCT 38	323
	PCT 39	409
	PCT 40	542
	SubTotal	2494
Total		22854

District	Precinct	DISTRICT COURT JUDGE DISTRICT 11, DEPT 2 Non Partisan	
		ERIC S HUMMEL	PAUL SULLIVAN
HD 10	PCT 41	154	220
	PCT 42	171	251
	PCT 43	254	305
	PCT 44	133	214
	PCT 45	202	277
	SubTotal	914	1267
HD 11	PCT 46	171	319



FLATHEAD COUNTY ABSTRACT OF VOTES
 6/4/2024 MONTANA PRIMARY ELECTION

	PCT 47	101	187
	PCT 48	68	111
	PCT 49	161	238
	PCT 50	156	255
	PCT 51	263	350
	PCT 52	226	410
	SubTotal	1146	1870
HD 12	PCT 53	132	279
	PCT 54	175	451
	PCT 55	139	337
	SubTotal	446	1067
HD 15	PCT 56	0	0
	SubTotal	0	0
HD 2	PCT 01	200	333
	SubTotal	200	333
HD 3	PCT 02	96	134
	PCT 03	222	251
	PCT 04	106	169
	PCT 05	113	118
	PCT 06	133	181
	PCT 07	162	199
	PCT 08	200	277
	SubTotal	1032	1329
HD 4	PCT 09	249	300
	PCT 10	138	238
	PCT 11	119	168
	PCT 12	184	261
	PCT 13	185	190
	SubTotal	875	1157
HD 5	PCT 14	155	303
	PCT 15	199	286
	PCT 16	213	288
	PCT 17	276	304
	PCT 18	170	266
	SubTotal	1013	1447
HD 6	PCT 19	161	231
	PCT 20	215	374
	PCT 21	146	239
	PCT 22	150	256
	PCT 23	250	339
	PCT 24	190	272
	SubTotal	1112	1711
HD 7	PCT 25	223	252



FLATHEAD COUNTY ABSTRACT OF VOTES
 6/4/2024 MONTANA PRIMARY ELECTION

	PCT 26	121	188
	PCT 27	177	215
	PCT 28	126	189
	PCT 29	159	180
	SubTotal	806	1024
HD 8	PCT 30	199	310
	PCT 31	307	428
	PCT 32	199	352
	PCT 33	184	270
	PCT 34	201	280
	SubTotal	1090	1640
HD 9	PCT 35	119	203
	PCT 36	185	237
	PCT 37	264	285
	PCT 38	109	215
	PCT 39	178	273
	PCT 40	231	320
	SubTotal	1086	1533
Total		9720	14378

District	Precinct	DISTRICT COURT JUDGE DISTRICT 11, DEPT 3 Non Partisan
		HEIDI ULBRICHT
HD 10	PCT 41	371
	PCT 42	421
	PCT 43	542
	PCT 44	326
	PCT 45	470
	SubTotal	2130
HD 11	PCT 46	462
	PCT 47	271
	PCT 48	179
	PCT 49	385
	PCT 50	388
	PCT 51	591
	PCT 52	631
	SubTotal	2907
HD 12	PCT 53	378
	PCT 54	594



FLATHEAD COUNTY ABSTRACT OF VOTES
 6/4/2024 MONTANA PRIMARY ELECTION

	PCT 55	426
	SubTotal	1398
HD 15	PCT 56	0
	SubTotal	0
HD 2	PCT 01	493
	SubTotal	493
HD 3	PCT 02	229
	PCT 03	493
	PCT 04	272
	PCT 05	232
	PCT 06	308
	PCT 07	354
	PCT 08	451
	SubTotal	2339
HD 4	PCT 09	531
	PCT 10	360
	PCT 11	280
	PCT 12	432
	PCT 13	375
	SubTotal	1978
HD 5	PCT 14	421
	PCT 15	444
	PCT 16	481
	PCT 17	541
	PCT 18	396
	SubTotal	2283
HD 6	PCT 19	367
	PCT 20	578
	PCT 21	373
	PCT 22	411
	PCT 23	602
	PCT 24	450
	SubTotal	2781
	HD 7	PCT 25
PCT 26		305
PCT 27		374
PCT 28		309
PCT 29		325
SubTotal		1744
HD 8	PCT 30	472
	PCT 31	692
	PCT 32	485
	PCT 33	452



FLATHEAD COUNTY ABSTRACT OF VOTES
 6/4/2024 MONTANA PRIMARY ELECTION

	PCT 34	446
	SubTotal	2547
HD 9	PCT 35	313
	PCT 36	403
	PCT 37	538
	PCT 38	324
	PCT 39	426
	PCT 40	542
	SubTotal	2546
Total	23146	

District	Precinct	STATE SENATOR DISTRICT 2 Democratic
		DAVE FERN
HD 3	PCT 02	128
	PCT 03	335
	PCT 04	154
	PCT 05	139
	PCT 06	253
	PCT 07	170
	PCT 08	191
	SubTotal	1370
HD 4	PCT 09	199
	PCT 10	145
	PCT 11	68
	PCT 12	351
	PCT 13	211
	SubTotal	974
Total	2344	



FLATHEAD COUNTY ABSTRACT OF VOTES
 6/4/2024 MONTANA PRIMARY ELECTION

District	Precinct	STATE SENATOR DISTRICT 2 Republican
		DOUG ADAMS
HD 3	PCT 02	108
	PCT 03	214
	PCT 04	152
	PCT 05	117
	PCT 06	110
	PCT 07	207
	PCT 08	290
		SubTotal
HD 4	PCT 09	349
	PCT 10	218
	PCT 11	221
	PCT 12	134
	PCT 13	198
		SubTotal
Total		2318

District	Precinct	STATE SENATOR DISTRICT 3 Democratic
		ANGELA KENNEDY
HD 5	PCT 14	128
	PCT 15	127
	PCT 16	99
	PCT 17	125
	PCT 18	100
		SubTotal
HD 6	PCT 19	87
	PCT 20	186
	PCT 21	112
	PCT 22	157
	PCT 23	132
	PCT 24	141
	SubTotal	815
Total		1394



FLATHEAD COUNTY ABSTRACT OF VOTES

6/4/2024 MONTANA PRIMARY ELECTION

District	Precinct	STATE SENATOR DISTRICT 3 Republican CARL GLIMM
HD 5	PCT 14	311
	PCT 15	340
	PCT 16	407
	PCT 17	451
	PCT 18	331
	SubTotal	1840
HD 6	PCT 19	304
	PCT 20	374
	PCT 21	254
	PCT 22	253
	PCT 23	459
	PCT 24	318
SubTotal	1962	
Total		3802

District	Precinct	STATE SENATOR DISTRICT 5 Democratic LINK NEIMARK
HD 10	PCT 41	45
	PCT 42	128
	PCT 43	135
	PCT 44	61
	PCT 45	75
	SubTotal	444
HD 9	PCT 35	45
	PCT 36	102
	PCT 37	107
	PCT 38	73
	PCT 39	108
	PCT 40	136
SubTotal	571	
Total		1015



FLATHEAD COUNTY ABSTRACT OF VOTES
 6/4/2024 MONTANA PRIMARY ELECTION

District	Precinct	STATE SENATOR DISTRICT 5 Republican	
		MARQUIS L. LAUDE	MATT REGIER
HD 10	PCT 41	125	242
	PCT 42	105	225
	PCT 43	161	316
	PCT 44	104	195
	PCT 45	151	325
	SubTotal	646	1303
HD 9	PCT 35	108	225
	PCT 36	118	225
	PCT 37	183	330
	PCT 38	103	191
	PCT 39	112	284
	PCT 40	157	332
SubTotal	781	1587	
Total		1427	2890

District	Precinct	STATE REPRESENTATIVE DISTRICT 2 Democratic	
		ELIZABETH STORY	
HD 2	PCT 01	57	
	SubTotal	57	
Total		57	

District	Precinct	STATE REPRESENTATIVE DISTRICT 2 Republican	
		THOMAS JENKINS	TOM MILLETT
HD 2	PCT 01	164	369
	SubTotal	164	369
Total		164	369



FLATHEAD COUNTY ABSTRACT OF VOTES
6/4/2024 MONTANA PRIMARY ELECTION

District	Precinct	STATE REPRESENTATIVE DISTRICT 3 Democratic	
		DEBO POWERS	GUTHRIE QUIST
HD 3	PCT 02	110	35
	PCT 03	248	77
	PCT 04	112	37
	PCT 05	93	39
	PCT 06	173	75
	PCT 07	118	55
	PCT 08	151	49
		SubTotal	1005
Total		1005	367

District	Precinct	STATE REPRESENTA TIVE DISTRICT 3 Republican
		CATHY MITCHELL
HD 3	PCT 02	114
	PCT 03	215
	PCT 04	155
	PCT 05	117
	PCT 06	110
	PCT 07	208
	PCT 08	289
		SubTotal
Total		1208



FLATHEAD COUNTY ABSTRACT OF VOTES
 6/4/2024 MONTANA PRIMARY ELECTION

District	Precinct	STATE REPRESENTATIVE DISTRICT 4 Democratic LINDSEY JORDAN
HD 4	PCT 09	191
	PCT 10	145
	PCT 11	67
	PCT 12	314
	PCT 13	183
	SubTotal	900
Total	900	

District	Precinct	STATE REPRESENTATIVE DISTRICT 4 Republican LYN BENNETT
HD 4	PCT 09	358
	PCT 10	221
	PCT 11	223
	PCT 12	134
	PCT 13	207
	SubTotal	1143
Total	1143	

District	Precinct	STATE REPRESENTATIVE DISTRICT 5 Democratic STEVE PAUGH
HD 5	PCT 14	133
	PCT 15	128
	PCT 16	98
	PCT 17	119
	PCT 18	99
	SubTotal	577
Total	577	



FLATHEAD COUNTY ABSTRACT OF VOTES
 6/4/2024 MONTANA PRIMARY ELECTION

District	Precinct	STATE REPRESENTATIVE DISTRICT 5 Republican BRAXTON MITCHELL
HD 5	PCT 14	326
	PCT 15	342
	PCT 16	417
	PCT 17	457
	PCT 18	345
	SubTotal	1887
Total	1887	

District	Precinct	STATE REPRESENTATIVE DISTRICT 6 Democratic VELVET PHILLIPSSULIVAN
HD 6	PCT 19	84
	PCT 20	181
	PCT 21	109
	PCT 22	158
	PCT 23	127
	PCT 24	135
SubTotal	794	
Total	794	

District	Precinct	STATE REPRESENTATIVE DISTRICT 6 Republican AMY REGIER
HD 6	PCT 19	319
	PCT 20	385
	PCT 21	257
	PCT 22	260
	PCT 23	474
	PCT 24	318
SubTotal	2013	
Total	2013	



FLATHEAD COUNTY ABSTRACT OF VOTES
 6/4/2024 MONTANA PRIMARY ELECTION

District	Precinct	STATE REPRESENTATIVE DISTRICT 7 Democratic
		ARTHUR FRETHEIM
HD 7	PCT 25	167
	PCT 26	105
	PCT 27	123
	PCT 28	88
	PCT 29	90
	SubTotal	573
Total	573	

District	Precinct	STATE REPRESENTATIVE DISTRICT 7 Republican	
		SHAUN PANDINA	COURTENAY SPRUNGER
HD 7	PCT 25	88	237
	PCT 26	87	152
	PCT 27	122	162
	PCT 28	99	148
	PCT 29	111	155
	SubTotal	507	854
Total	507	854	

District	Precinct	STATE REPRESENTATIVE DISTRICT 8 Democratic
		BETH SIBERT
HD 8	PCT 30	81
	PCT 31	178
	PCT 32	89
	PCT 33	66
	PCT 34	115
	SubTotal	529
Total	529	



FLATHEAD COUNTY ABSTRACT OF VOTES
 6/4/2024 MONTANA PRIMARY ELECTION

District	Precinct	STATE REPRESENTATIVE DISTRICT 8 Republican	
		TONY BROCKMAN	LUKAS SCHUBERT
HD 8	PCT 30	173	317
	PCT 31	271	395
	PCT 32	219	289
	PCT 33	168	302
	PCT 34	196	213
	SubTotal	1027	1516
Total		1027	1516

District	Precinct	STATE REPRESENTA TIVE DISTRICT 9 Democratic
		JOANNE MORROW
HD 9	PCT 35	45
	PCT 36	103
	PCT 37	106
	PCT 38	74
	PCT 39	110
	PCT 40	137
	SubTotal	575
Total		575

District	Precinct	STATE REPRESENTATIVE DISTRICT 9 Republican	
		LEE HUESTIS	STEVEN C KELLY
HD 9	PCT 35	117	188
	PCT 36	167	168
	PCT 37	248	225
	PCT 38	125	153
	PCT 39	144	234
	PCT 40	192	267
	SubTotal	993	1235
Total		993	1235



FLATHEAD COUNTY ABSTRACT OF VOTES
 6/4/2024 MONTANA PRIMARY ELECTION

District	Precinct	STATE REPRESENTATIVE DISTRICT 10 Democratic
		DEVIN T. MARCONI
HD 10	PCT 41	45
	PCT 42	127
	PCT 43	135
	PCT 44	62
	PCT 45	76
	SubTotal	445
Total	445	

District	Precinct	STATE REPRESENTATIVE DISTRICT 10 Republican
		TERRY FALK
HD 10	PCT 41	335
	PCT 42	284
	PCT 43	404
	PCT 44	264
	PCT 45	416
	SubTotal	1703
Total	1703	

District	Precinct	STATE REPRESENTATIVE DISTRICT 11 Democratic
		JENNIFER ALLEN
HD 11	PCT 46	96
	PCT 47	40
	PCT 48	23
	PCT 49	98
	PCT 50	80
	PCT 51	145
	PCT 52	162
	SubTotal	644
Total	644	



FLATHEAD COUNTY ABSTRACT OF VOTES
6/4/2024 MONTANA PRIMARY ELECTION

District	Precinct	STATE REPRESENTATIVE DISTRICT 11 Republican	
		ED BYRNE	ROB TRACY
HD 11	PCT 46	269	165
	PCT 47	153	115
	PCT 48	96	66
	PCT 49	147	149
	PCT 50	223	128
	PCT 51	368	178
	PCT 52	394	169
		SubTotal	1650
Total		1650	970

District	Precinct	STATE REPRESENTATIVE DISTRICT 12 Democratic
		BARRY OLSON
HD 12	PCT 53	97
	PCT 54	157
	PCT 55	127
		SubTotal
Total		381

District	Precinct	STATE REPRESENTATIVE DISTRICT 12 Republican
		TRACY A SHARP
HD 12	PCT 53	291
	PCT 54	442
	PCT 55	293
		SubTotal
Total		1026



FLATHEAD COUNTY ABSTRACT OF VOTES
 6/4/2024 MONTANA PRIMARY ELECTION

District	Precinct	STATE REPRESENTATIVE DISTRICT 15 Democratic
		THEDIS CROWE
HD 15	PCT 56	0
	SubTotal	0
Total		0

District	Precinct	STATE REPRESENTATIVE DISTRICT 15 Republican
		RALPH FOSTER
HD 15	PCT 56	0
	SubTotal	0
Total		0

District	Precinct	CLERK OF DISTRICT COURT Republican
		SARA FREDENBERG SMITH
HD 10	PCT 41	317
	PCT 42	275
	PCT 43	396
	PCT 44	256
	PCT 45	391
	SubTotal	1635
HD 11	PCT 46	347
	PCT 47	216
	PCT 48	143
	PCT 49	257
	PCT 50	300
	PCT 51	451
	PCT 52	459
SubTotal	2173	
HD 12	PCT 53	290
	PCT 54	450
	PCT 55	297



FLATHEAD COUNTY ABSTRACT OF VOTES
 6/4/2024 MONTANA PRIMARY ELECTION

	SubTotal	1037
HD 15	PCT 56	0
	SubTotal	0
HD 2	PCT 01	442
	SubTotal	442
HD 3	PCT 02	103
	PCT 03	222
	PCT 04	150
	PCT 05	112
	PCT 06	107
	PCT 07	200
	PCT 08	285
		SubTotal
HD 4	PCT 09	349
	PCT 10	218
	PCT 11	222
	PCT 12	125
	PCT 13	199
		SubTotal
HD 5	PCT 14	307
	PCT 15	329
	PCT 16	406
	PCT 17	448
	PCT 18	325
		SubTotal
HD 6	PCT 19	291
	PCT 20	378
	PCT 21	243
	PCT 22	248
	PCT 23	457
	PCT 24	317
		SubTotal
HD 7	PCT 25	246
	PCT 26	184
	PCT 27	223
	PCT 28	203
	PCT 29	210
		SubTotal
HD 8	PCT 30	404
	PCT 31	507
	PCT 32	413
	PCT 33	387
	PCT 34	311



FLATHEAD COUNTY ABSTRACT OF VOTES
 6/4/2024 MONTANA PRIMARY ELECTION

	SubTotal	2022
HD 9	PCT 35	259
	PCT 36	297
	PCT 37	402
	PCT 38	251
	PCT 39	311
	PCT 40	414
	SubTotal	1934
Total		16350

District	Precinct	COUNTY COMMISSIONER DISTRICT 3 Democratic
		JAMES LOCKWOOD
HD 10	PCT 41	46
	PCT 42	127
	PCT 43	136
	PCT 44	63
	PCT 45	74
	SubTotal	446
HD 11	PCT 46	93
	PCT 47	40
	PCT 48	24
	PCT 49	97
	PCT 50	79
	PCT 51	135
	PCT 52	159
SubTotal	627	
HD 12	PCT 53	96
	PCT 54	159
	PCT 55	129
SubTotal	384	
HD 15	PCT 56	0
	SubTotal	0
HD 2	PCT 01	58
	SubTotal	58
HD 3	PCT 02	123
	PCT 03	288
	PCT 04	125
	PCT 05	127
	PCT 06	210



FLATHEAD COUNTY ABSTRACT OF VOTES

6/4/2024 MONTANA PRIMARY ELECTION

	PCT 07	149
	PCT 08	171
	SubTotal	1193
HD 4	PCT 09	189
	PCT 10	139
	PCT 11	66
	PCT 12	305
	PCT 13	170
	SubTotal	869
HD 5	PCT 14	125
	PCT 15	127
	PCT 16	98
	PCT 17	122
	PCT 18	96
	SubTotal	568
HD 6	PCT 19	85
	PCT 20	181
	PCT 21	111
	PCT 22	156
	PCT 23	134
	PCT 24	138
	SubTotal	805
HD 7	PCT 25	171
	PCT 26	109
	PCT 27	129
	PCT 28	89
	PCT 29	94
	SubTotal	592
HD 8	PCT 30	81
	PCT 31	174
	PCT 32	90
	PCT 33	67
	PCT 34	115
	SubTotal	527
HD 9	PCT 35	46
	PCT 36	109
	PCT 37	114
	PCT 38	69
	PCT 39	111
	PCT 40	135
	SubTotal	584
Total		6653



FLATHEAD COUNTY ABSTRACT OF VOTES
 6/4/2024 MONTANA PRIMARY ELECTION

District	Precinct	COUNTY COMMISSIONER DISTRICT 3 Republican RANDY BRODEHL
HD 10	PCT 41	320
	PCT 42	288
	PCT 43	399
	PCT 44	260
	PCT 45	407
	SubTotal	1674
HD 11	PCT 46	370
	PCT 47	221
	PCT 48	151
	PCT 49	258
	PCT 50	303
	PCT 51	456
	PCT 52	460
SubTotal	2219	
HD 12	PCT 53	295
	PCT 54	454
	PCT 55	308
SubTotal	1057	
HD 15	PCT 56	0
	SubTotal	0
HD 2	PCT 01	457
	SubTotal	457
HD 3	PCT 02	108
	PCT 03	213
	PCT 04	153
	PCT 05	114
	PCT 06	115
	PCT 07	211
	PCT 08	297
	SubTotal	1211
HD 4	PCT 09	346
	PCT 10	219
	PCT 11	225
	PCT 12	129
	PCT 13	201
SubTotal	1120	
HD 5	PCT 14	307
	PCT 15	334



FLATHEAD COUNTY ABSTRACT OF VOTES
 6/4/2024 MONTANA PRIMARY ELECTION

	PCT 16	402
	PCT 17	452
	PCT 18	329
	SubTotal	1824
HD 6	PCT 19	303
	PCT 20	369
	PCT 21	251
	PCT 22	251
	PCT 23	475
	PCT 24	313
	SubTotal	1962
HD 7	PCT 25	223
	PCT 26	185
	PCT 27	226
	PCT 28	213
	PCT 29	208
	SubTotal	1055
HD 8	PCT 30	407
	PCT 31	521
	PCT 32	416
	PCT 33	388
	PCT 34	314
	SubTotal	2046
HD 9	PCT 35	269
	PCT 36	295
	PCT 37	406
	PCT 38	243
	PCT 39	318
	PCT 40	406
	SubTotal	1937
Total		16562

District	Precinct	PRECINCT 01 COMMITTEE MAN Republican
		TOM MILLETT
HD 2	PCT 01	468
	SubTotal	468
Total		468



FLATHEAD COUNTY ABSTRACT OF VOTES
 6/4/2024 MONTANA PRIMARY ELECTION

District	Precinct	PRECINCT 01 COMMITTEE WOMAN Republican	
		EVELYN CAHALEN	MADELENE C. HOWARD, RN
HD 2	PCT 01	230	189
	SubTotal	230	189
Total		230	189

District	Precinct	PRECINCT 16 COMMITTEE MAN Republican	
		RUSSELL STAS	JOHN J. VAIL
HD 5	PCT 16	160	201
	SubTotal	160	201
Total		160	201

District	Precinct	PRECINCT 16 COMMITTEE WOMAN Republican
		MARY L. VAIL
HD 5	PCT 16	379
	SubTotal	379
Total		379

District	Precinct	PRECINCT 23 COMMITTEE MAN Republican	
		TODD BERNHARDT	KEITH REGIER
HD 6	PCT 23	218	289
	SubTotal	218	289
Total		218	289

District	Precinct	PRECINCT 23 COMMITTEE WOMAN Republican
		JOLENE REGIER
HD 6	PCT 23	449
	SubTotal	449
Total		449



FLATHEAD COUNTY ABSTRACT OF VOTES
6/4/2024 MONTANA PRIMARY ELECTION

District	Precinct	PRECINCT 30 COMMITTEE MAN Republican	
		JAMES HUFF	RUSSELL MILLER
HD 8	PCT 30	163	239
	SubTotal	163	239
Total		163	239

District	Precinct	PRECINCT 30 COMMITTEE WOMAN Republican	
		DOROTHY HUFF	
HD 8	PCT 30	400	
	SubTotal	400	
Total		400	

District	Precinct	COUNTY LOCAL GOVERNMENT REVIEW Non Partisan	
		AGAINST	FOR
HD 10	PCT 41	259	149
	PCT 42	238	221
	PCT 43	350	255
	PCT 44	203	153
	PCT 45	324	222
	SubTotal	1374	1000
HD 11	PCT 46	276	227
	PCT 47	191	124
	PCT 48	116	70
	PCT 49	220	176
	PCT 50	236	167
	PCT 51	423	244
	PCT 52	401	279
SubTotal	1863	1287	
HD 12	PCT 53	217	192
	PCT 54	362	300
	PCT 55	232	234
SubTotal	811	726	
HD 15	PCT 56	0	0
	SubTotal	0	0



FLATHEAD COUNTY ABSTRACT OF VOTES
 6/4/2024 MONTANA PRIMARY ELECTION

HD 2	PCT 01	350	229
	SubTotal	350	229
HD 3	PCT 02	121	132
	PCT 03	222	325
	PCT 04	158	133
	PCT 05	110	156
	PCT 06	151	227
	PCT 07	219	197
	PCT 08	264	231
	SubTotal	1245	1401
HD 4	PCT 09	293	298
	PCT 10	194	206
	PCT 11	165	130
	PCT 12	185	317
	PCT 13	221	228
	SubTotal	1058	1179
HD 5	PCT 14	218	253
	PCT 15	281	197
	PCT 16	293	228
	PCT 17	327	265
	PCT 18	257	180
	SubTotal	1376	1123
HD 6	PCT 19	247	194
	PCT 20	374	269
	PCT 21	227	194
	PCT 22	249	210
	PCT 23	401	270
	PCT 24	286	220
	SubTotal	1784	1357
HD 7	PCT 25	225	253
	PCT 26	167	166
	PCT 27	193	199
	PCT 28	197	122
	PCT 29	201	166
	SubTotal	983	906
HD 8	PCT 30	268	245
	PCT 31	491	313
	PCT 32	273	274
	PCT 33	265	239
	PCT 34	273	217
	SubTotal	1570	1288
HD 9	PCT 35	234	134
	PCT 36	224	229



FLATHEAD COUNTY ABSTRACT OF VOTES
6/4/2024 MONTANA PRIMARY ELECTION

	PCT 37	364	247
	PCT 38	199	168
	PCT 39	279	226
	PCT 40	375	240
	SubTotal	1675	1244
Total		14089	11740

District	Precinct	COLUMBIA FALLS LOCAL GOVERNMENT REVIEW Non Partisan	
		AGAINST	FOR
HD 3	PCT 08	0	0
	SubTotal	0	0
HD 4	PCT 09	260	300
	PCT 10	185	187
	PCT 11	4	1
	SubTotal	449	488
Total		449	488



FLATHEAD COUNTY ABSTRACT OF VOTES
6/4/2024 MONTANA PRIMARY ELECTION

District	Precinct	KALISPELL LOCAL GOVERNMENT REVIEW Non Partisan	
		AGAINST	FOR
HD 10	PCT 42	236	216
	PCT 43	227	221
	PCT 44	85	82
	PCT 45	34	21
	SubTotal	582	540
HD 11	PCT 48	1	0
	PCT 49	99	66
	SubTotal	100	66
HD 6	PCT 20	318	230
	PCT 21	88	84
	PCT 23	67	46
	PCT 24	104	79
	SubTotal	577	439
HD 7	PCT 25	221	259
	PCT 26	142	165
	PCT 27	186	206
	PCT 28	115	80
	PCT 29	179	173
	SubTotal	843	883
HD 8	PCT 31	366	264
	PCT 34	137	103
	SubTotal	503	367
HD 9	PCT 36	209	234
	PCT 37	26	9
	SubTotal	235	243
Total		2840	2538

District	Precinct	WHITEFISH LOCAL GOVERNMENT REVIEW Non Partisan	
		AGAINST	FOR
HD 3	PCT 03	142	233
	PCT 04	59	51
	PCT 05	73	124
	PCT 06	138	235
	SubTotal	412	643
HD 4	PCT 12	188	319
	PCT 13	111	176
	SubTotal	299	495
Total		711	1138

Summary Results Report
Flathead County, Montana
June 4, 2024

UNOFFICIAL RESULTS

Statistics	TOTAL
Election Day Precincts Reporting	56 of 56
Precincts Complete	0 of 56
Precincts Partially Reported	56 of 56
Absentee/ Early Precincts Reporting	56 of 56
Ballots Cast - Total	29,733
Ballots Cast - DEMOCRAT	8,171
Ballots Cast - GREEN	64
Ballots Cast - LIBERTARIAN	80
Ballots Cast - REPUBLICAN	21,418



202400010000
Page: 77 of 120
Fees: \$0.00
6/18/2024 11:37 AM

DEM PRESIDENT

Vote For 1

TOTAL VOTE %

JOSEPH R BIDEN JR	7,239	91.59%
NO PREFERENCE	502	6.35%
Write-In Totals	163	2.06%
Total Votes Cast	7,904	100.00%

DEM US SENATOR

Vote For 1

TOTAL VOTE %

MICHAEL HUMMERT	217	2.69%
JON TESTER	7,821	96.89%
Write-In Totals	34	0.42%
Total Votes Cast	8,072	100.00%

DEM US REP 1ST CONGRESSIONAL DST

Vote For 1

TOTAL VOTE %

MONICA TRANEL	7,663	99.55%
Write-In Totals	35	0.45%
Total Votes Cast	7,698	100.00%

DEM GOVERNOR & LT. GOVERNOR

Vote For 1

TOTAL VOTE %

BUSSE/GRAYBILL	5,708	75.99%
HUNT/DRISCOLL	1,761	23.44%
Write-In Totals	43	0.57%
Total Votes Cast	7,512	100.00%

DEM SECRETARY OF STATE

Vote For 1

TOTAL VOTE %

JESSE JAMES MULLEN	6,830	99.36%
Write-In Totals	44	0.64%
Total Votes Cast	6,874	100.00%

Summary Results Report
Flathead County, Montana
June 4, 2024

UNOFFICIAL RESULTS

DEM ATTORNEY GENERAL

Vote For 1

TOTAL VOTE %

BEN ALKE	6,890	99.51%
Write-In Totals	34	0.49%
Total Votes Cast	6,924	100.00%



202400010000
Page: 78 of 120
Fees: \$0.00
6/18/2024 11:37 AM

DEM STATE AUDITOR

Vote For 1

TOTAL VOTE %

JOHN REPKE	6,842	99.52%
Write-In Totals	33	0.48%
Total Votes Cast	6,875	100.00%

DEM STATE SUPT OF PUB INSTR

Vote For 1

TOTAL VOTE %

SHANNON O'BRIEN	6,917	99.58%
Write-In Totals	29	0.42%
Total Votes Cast	6,946	100.00%

DEM PUB SVC COMMISSIONER DST 4

Vote For 1

TOTAL VOTE %

Write-In Totals	213	100.00%
Total Votes Cast	213	100.00%

DEM CLERK OF THE SUPREME COURT

Vote For 1

TOTAL VOTE %

ERIN FARRIS-OLSEN	5,521	85.46%
JORDAN OPHUS	907	14.04%
Write-In Totals	32	0.50%
Total Votes Cast	6,460	100.00%

DEM STATE SENATOR DST 2

Vote For 1

TOTAL VOTE %

DAVE FERN	2,344	99.79%
Write-In Totals	5	0.21%
Total Votes Cast	2,349	100.00%

DEM STATE SENATOR DST 3

Vote For 1

TOTAL VOTE %

ANGELA KENNEDY	1,394	99.43%
Write-In Totals	8	0.57%
Total Votes Cast	1,402	100.00%

Summary Results Report
Flathead County, Montana
June 4, 2024

UNOFFICIAL RESULTS

DEM STATE SENATOR DST 5

Vote For 1

TOTAL VOTE %

LINK NEIMARK	1,015	99.22%
Write-In Totals	8	0.78%
Total Votes Cast	1,023	100.00%



202400010000
Page: 79 of 120
Fees: \$0.00
6/18/2024 11:37 AM

DEM STATE REPRESENTATIVE DST 2

Vote For 1

TOTAL VOTE %

ELIZABETH STORY	57	98.28%
Write-In Totals	1	1.72%
Total Votes Cast	58	100.00%

DEM STATE REPRESENTATIVE DST 3

Vote For 1

TOTAL VOTE %

DEBO POWERS	1,005	73.25%
GUTHRIE QUIST	367	26.75%
Write-In Totals	0	0.00%
Total Votes Cast	1,372	100.00%

DEM STATE REPRESENTATIVE DST 4

Vote For 1

TOTAL VOTE %

LINDSEY JORDAN	900	99.89%
Write-In Totals	1	0.11%
Total Votes Cast	901	100.00%

DEM STATE REPRESENTATIVE DST 5

Vote For 1

TOTAL VOTE %

STEVE PAUGH	577	98.63%
Write-In Totals	8	1.37%
Total Votes Cast	585	100.00%

DEM STATE REPRESENTATIVE DST 6

Vote For 1

TOTAL VOTE %

VELVET PHILLIPSULLIVAN	794	99.25%
Write-In Totals	6	0.75%
Total Votes Cast	800	100.00%

DEM STATE REPRESENTATIVE DST 7

Vote For 1

TOTAL VOTE %

ARTHUR FRETHEIM	573	97.62%
Write-In Totals	14	2.38%
Total Votes Cast	587	100.00%

DEM STATE REPRESENTATIVE DST 8

Vote For 1

TOTAL VOTE %

BETH SIBERT	529	98.14%
Write-In Totals	10	1.86%
Total Votes Cast	539	100.00%



202400010000
Page: 80 of 120
Fees: \$0.00
6/18/2024 11:37 AM

DEM STATE REPRESENTATIVE DST 9

Vote For 1

TOTAL VOTE %

JOANNE MORROW	575	99.48%
Write-In Totals	3	0.52%
Total Votes Cast	578	100.00%

DEM STATE REPRESENTATIVE DST 10

Vote For 1

TOTAL VOTE %

DEVIN T MARCONI	445	99.33%
Write-In Totals	3	0.67%
Total Votes Cast	448	100.00%

DEM STATE REPRESENTATIVE DST 11

Vote For 1

TOTAL VOTE %

JENNIFER ALLEN	644	99.69%
Write-In Totals	2	0.31%
Total Votes Cast	646	100.00%

DEM STATE REPRESENTATIVE DST 12

Vote For 1

TOTAL VOTE %

BARRY OLSON	381	99.48%
Write-In Totals	2	0.52%
Total Votes Cast	383	100.00%

DEM STATE REPRESENTATIVE DST 15

Vote For 1

TOTAL VOTE %

THEDIS CROWE	0	
Write-In Totals	0	
Total Votes Cast	0	

DEM CLERK OF DST COURT

Vote For 1

TOTAL VOTE %

Write-In Totals	379	100.00%
Total Votes Cast	379	100.00%

Summary Results Report
Flathead County, Montana
June 4, 2024

UNOFFICIAL RESULTS

DEM COMMISSIONER DST 3

Vote For 1

TOTAL VOTE %

JAMES LOCKWOOD	6,653	99.54%
Write-In Totals	31	0.46%
Total Votes Cast	6,684	100.00%



202400010000
Page: 81 of 120
Fees: \$0.00
6/18/2024 11:37 AM

GRN PRESIDENT

Vote For 1

TOTAL VOTE %

NO PREFERENCE	16	34.04%
Write-In Totals	31	65.96%
Total Votes Cast	47	100.00%

GRN US SENATOR

Vote For 1

TOTAL VOTE %

ROBERT BARB	20	38.46%
MICHAEL DOWNEY	21	40.38%
Write-In Totals	11	21.15%
Total Votes Cast	52	100.00%

GRN US REP 1ST CONGRESSIONAL DST

Vote For 1

TOTAL VOTE %

Write-In Totals	25	100.00%
Total Votes Cast	25	100.00%

GRN GOVERNOR & LT. GOVERNOR

Vote For 1

TOTAL VOTE %

Write-In Totals	24	100.00%
Total Votes Cast	24	100.00%

GRN SECRETARY OF STATE

Vote For 1

TOTAL VOTE %

Write-In Totals	23	100.00%
Total Votes Cast	23	100.00%

GRN ATTORNEY GENERAL

Vote For 1

TOTAL VOTE %

Write-In Totals	23	100.00%
Total Votes Cast	23	100.00%

Summary Results Report
Flathead County, Montana
June 4, 2024

UNOFFICIAL RESULTS

GRN STATE AUDITOR

Vote For 1

TOTAL VOTE %

Write-In Totals	19	100.00%
Total Votes Cast	19	100.00%



202400010000
Page: 82 of 120
Fees: \$0.00
6/18/2024 11:37 AM

GRN STATE SUPT OF PUB INSTR

Vote For 1

TOTAL VOTE %

Write-In Totals	20	100.00%
Total Votes Cast	20	100.00%

GRN PUB SVC COMMISSIONER DST 4

Vote For 1

TOTAL VOTE %

Write-In Totals	12	100.00%
Total Votes Cast	12	100.00%

GRN CLERK OF THE SUPREME COURT

Vote For 1

TOTAL VOTE %

Write-In Totals	20	100.00%
Total Votes Cast	20	100.00%

GRN STATE SENATOR DST 2

Vote For 1

TOTAL VOTE %

Write-In Totals	2	100.00%
Total Votes Cast	2	100.00%

GRN STATE SENATOR DST 3

Vote For 1

TOTAL VOTE %

Write-In Totals	6	100.00%
Total Votes Cast	6	100.00%

GRN STATE SENATOR DST 5

Vote For 1

TOTAL VOTE %

Write-In Totals	5	100.00%
Total Votes Cast	5	100.00%

GRN STATE REPRESENTATIVE DST 2

Vote For 1

TOTAL VOTE %

Write-In Totals	0	
Total Votes Cast	0	

GRN STATE REPRESENTATIVE DST 3

Vote For 1

TOTAL VOTE %

Write-In Totals	2	100.00%
Total Votes Cast	2	100.00%



202400010000
Page: 83 of 120
Fees: \$0.00
6/18/2024 11:37 AM

GRN STATE REPRESENTATIVE DST 4

Vote For 1

TOTAL VOTE %

Write-In Totals	0	
Total Votes Cast	0	

GRN STATE REPRESENTATIVE DST 5

Vote For 1

TOTAL VOTE %

Write-In Totals	2	100.00%
Total Votes Cast	2	100.00%

GRN STATE REPRESENTATIVE DST 6

Vote For 1

TOTAL VOTE %

Write-In Totals	4	100.00%
Total Votes Cast	4	100.00%

GRN STATE REPRESENTATIVE DST 7

Vote For 1

TOTAL VOTE %

Write-In Totals	3	100.00%
Total Votes Cast	3	100.00%

GRN STATE REPRESENTATIVE DST 8

Vote For 1

TOTAL VOTE %

Write-In Totals	3	100.00%
Total Votes Cast	3	100.00%

GRN STATE REPRESENTATIVE DST 9

Vote For 1

TOTAL VOTE %

Write-In Totals	4	100.00%
Total Votes Cast	4	100.00%

GRN STATE REPRESENTATIVE DST 10

Vote For 1

TOTAL VOTE %

Write-In Totals	2	100.00%
Total Votes Cast	2	100.00%

Summary Results Report
Flathead County, Montana
June 4, 2024

UNOFFICIAL RESULTS

GRN STATE REPRESENTATIVE DST 11

Vote For 1

TOTAL VOTE %

Write-In Totals	1	100.00%
Total Votes Cast	1	100.00%



202400010000
Page: 84 of 120
Fees: \$0.00
6/18/2024 11:37 AM

GRN STATE REPRESENTATIVE DST 12

Vote For 1

TOTAL VOTE %

Write-In Totals	0	
Total Votes Cast	0	

GRN STATE REPRESENTATIVE DST 15

Vote For 1

TOTAL VOTE %

Write-In Totals	0	
Total Votes Cast	0	

GRN CLERK OF DST COURT

Vote For 1

TOTAL VOTE %

Write-In Totals	16	100.00%
Total Votes Cast	16	100.00%

GRN COMMISSIONER DST 3

Vote For 1

TOTAL VOTE %

Write-In Totals	17	100.00%
Total Votes Cast	17	100.00%

LIB US REP 1ST CONGRESSIONAL DST

Vote For 1

TOTAL VOTE %

DENNIS HAYES	52	80.00%
ERNIE NOBLE	12	18.46%
Write-In Totals	1	1.54%
Total Votes Cast	65	100.00%

LIB PUB SVC COMMISSIONER DST 4

Vote For 1

TOTAL VOTE %

Write-In Totals	6	100.00%
Total Votes Cast	6	100.00%

Summary Results Report
Flathead County, Montana
June 4, 2024

UNOFFICIAL RESULTS

LIB STATE SENATOR DST 2

Vote For 1

TOTAL VOTE %

Write-In Totals	3	100.00%
Total Votes Cast	3	100.00%



202400010000
Page: 85 of 120
Fees: \$0.00
6/18/2024 11:37 AM

LIB STATE SENATOR DST 3

Vote For 1

TOTAL VOTE %

Write-In Totals	4	100.00%
Total Votes Cast	4	100.00%

LIB STATE SENATOR DST 5

Vote For 1

TOTAL VOTE %

Write-In Totals	4	100.00%
Total Votes Cast	4	100.00%

LIB STATE REPRESENTATIVE DST 2

Vote For 1

TOTAL VOTE %

Write-In Totals	0	
Total Votes Cast	0	

LIB STATE REPRESENTATIVE DST 3

Vote For 1

TOTAL VOTE %

Write-In Totals	0	
Total Votes Cast	0	

LIB STATE REPRESENTATIVE DST 4

Vote For 1

TOTAL VOTE %

Write-In Totals	1	100.00%
Total Votes Cast	1	100.00%

LIB STATE REPRESENTATIVE DST 5

Vote For 1

TOTAL VOTE %

Write-In Totals	2	100.00%
Total Votes Cast	2	100.00%

LIB STATE REPRESENTATIVE DST 6

Vote For 1

TOTAL VOTE %

Write-In Totals	2	100.00%
Total Votes Cast	2	100.00%

Summary Results Report
Flathead County, Montana
June 4, 2024

UNOFFICIAL RESULTS

LIB STATE REPRESENTATIVE DST 7

Vote For 1

TOTAL VOTE %

Write-In Totals	1	100.00%
Total Votes Cast	1	100.00%



202400010000
Page: 86 of 120
Fees: \$0.00
6/18/2024 11:37 AM

LIB STATE REPRESENTATIVE DST 8

Vote For 1

TOTAL VOTE %

Write-In Totals	0	
Total Votes Cast	0	

LIB STATE REPRESENTATIVE DST 9

Vote For 1

TOTAL VOTE %

Write-In Totals	1	100.00%
Total Votes Cast	1	100.00%

LIB STATE REPRESENTATIVE DST 10

Vote For 1

TOTAL VOTE %

Write-In Totals	3	100.00%
Total Votes Cast	3	100.00%

LIB STATE REPRESENTATIVE DST 11

Vote For 1

TOTAL VOTE %

Write-In Totals	5	100.00%
Total Votes Cast	5	100.00%

LIB STATE REPRESENTATIVE DST 12

Vote For 1

TOTAL VOTE %

Write-In Totals	0	
Total Votes Cast	0	

LIB STATE REPRESENTATIVE DST 15

Vote For 1

TOTAL VOTE %

Write-In Totals	0	
Total Votes Cast	0	

LIB CLERK OF DST COURT

Vote For 1

TOTAL VOTE %

Write-In Totals	11	100.00%
Total Votes Cast	11	100.00%

Summary Results Report
Flathead County, Montana
June 4, 2024

UNOFFICIAL RESULTS

LIB COMMISSIONER DST 3

Vote For 1



202400010000
Page: 87 of 120
Fees: \$0.00
6/18/2024 11:37 AM

TOTAL VOTE %

Write-In Totals	11	100.00%
Total Votes Cast	11	100.00%

REP PRESIDENT

Vote For 1

TOTAL VOTE %

DONALD J. TRUMP	18,060	87.43%
NO PREFERENCE	1,557	7.54%
Write-In Totals	1,039	5.03%
Total Votes Cast	20,656	100.00%

REP US SENATOR

Vote For 1

TOTAL VOTE %

BRAD JOHNSON	3,716	17.87%
TIM SHEEHY	15,618	75.09%
CHARLES WALKINGCHILD SR	1,300	6.25%
Write-In Totals	165	0.79%
Total Votes Cast	20,799	100.00%

REP US REP 1ST CONGRESSIONAL DST

Vote For 1

TOTAL VOTE %

MARY TODD	5,694	27.28%
RYAN K ZINKE	15,053	72.12%
Write-In Totals	124	0.59%
Total Votes Cast	20,871	100.00%

REP GOVERNOR & LT. GOVERNOR

Vote For 1

TOTAL VOTE %

GIANFORTE/JURAS	14,874	71.25%
SMITH/PINOCCI	5,919	28.35%
Write-In Totals	84	0.40%
Total Votes Cast	20,877	100.00%

REP SECRETARY OF STATE

Vote For 1

TOTAL VOTE %

CHRISTI JACOBSEN	17,728	99.10%
Write-In Totals	161	0.90%
Total Votes Cast	17,889	100.00%

Summary Results Report
Flathead County, Montana
June 4, 2024

UNOFFICIAL RESULTS

REP ATTORNEY GENERAL

Vote For 1

TOTAL VOTE %

AUSTIN KNUDSEN	15,753	81.30%
LOGAN OLSON	3,505	18.09%
Write-In Totals	119	0.61%
Total Votes Cast	19,377	100.00%



202400010000
Page: 88 of 120
Fees: \$0.00
6/18/2024 11:37 AM

REP STATE AUDITOR

Vote For 1

TOTAL VOTE %

JAMES BROWN	12,356	69.20%
JOHN JAY WILLOUGHBY	5,415	30.33%
Write-In Totals	84	0.47%
Total Votes Cast	17,855	100.00%

REP STATE SUPT OF PUB INSTR

Vote For 1

TOTAL VOTE %

SHARYL ALLEN	6,829	40.04%
SUSIE HEDALEN	10,103	59.24%
Write-In Totals	123	0.72%
Total Votes Cast	17,055	100.00%

REP PUB SVC COMMISSIONER DST 4

Vote For 1

TOTAL VOTE %

JENNIFER FIELDER	8,952	98.95%
Write-In Totals	95	1.05%
Total Votes Cast	9,047	100.00%

REP CLERK OF THE SUPREME COURT

Vote For 1

TOTAL VOTE %

JASON W ELLSWORTH	8,066	47.58%
BOWEN GREENWOOD	8,756	51.65%
Write-In Totals	132	0.78%
Total Votes Cast	16,954	100.00%

REP STATE SENATOR DST 2

Vote For 1

TOTAL VOTE %

DOUG ADAMS	2,318	97.85%
Write-In Totals	51	2.15%
Total Votes Cast	2,369	100.00%

Summary Results Report
Flathead County, Montana
June 4, 2024

UNOFFICIAL RESULTS

REP STATE SENATOR DST 3

Vote For 1

TOTAL VOTE %

CARL GLIMM	3,802	98.45%
Write-In Totals	60	1.55%
Total Votes Cast	3,862	100.00%



202400010000
Page: 89 of 120
Fees: \$0.00
6/18/2024 11:37 AM

REP STATE SENATOR DST 5

Vote For 1

TOTAL VOTE %

MARQUIS L LAUDE	1,427	32.96%
MATT REGIER	2,890	66.76%
Write-In Totals	12	0.28%
Total Votes Cast	4,329	100.00%

REP STATE REPRESENTATIVE DST 2

Vote For 1

TOTAL VOTE %

THOMAS JENKINS	164	30.77%
TOM MILLETT	369	69.23%
Write-In Totals	0	0.00%
Total Votes Cast	533	100.00%

REP STATE REPRESENTATIVE DST 3

Vote For 1

TOTAL VOTE %

CATHY MITCHELL	1,208	98.77%
Write-In Totals	15	1.23%
Total Votes Cast	1,223	100.00%

REP STATE REPRESENTATIVE DST 4

Vote For 1

TOTAL VOTE %

LYN BENNETT	1,143	99.05%
Write-In Totals	11	0.95%
Total Votes Cast	1,154	100.00%

REP STATE REPRESENTATIVE DST 5

Vote For 1

TOTAL VOTE %

BRAXTON MITCHELL	1,887	98.28%
Write-In Totals	33	1.72%
Total Votes Cast	1,920	100.00%

Summary Results Report
Flathead County, Montana
June 4, 2024

UNOFFICIAL RESULTS

REP STATE REPRESENTATIVE DST 6

Vote For 1

TOTAL VOTE %

AMY REGIER	2,013	97.62%
Write-In Totals	49	2.38%
Total Votes Cast	2,062	100.00%



202400010000
Page: 90 of 120
Fees: \$0.00
6/18/2024 11:37 AM

REP STATE REPRESENTATIVE DST 7

Vote For 1

TOTAL VOTE %

SHAUN PANDINA	507	37.17%
COURTENAY SPRUNGER	854	62.61%
Write-In Totals	3	0.22%
Total Votes Cast	1,364	100.00%

REP STATE REPRESENTATIVE DST 8

Vote For 1

TOTAL VOTE %

TONY BROCKMAN	1,027	40.31%
LUKAS SCHUBERT	1,516	59.50%
Write-In Totals	5	0.20%
Total Votes Cast	2,548	100.00%

REP STATE REPRESENTATIVE DST 9

Vote For 1

TOTAL VOTE %

LEE HUESTIS	993	44.43%
STEVEN C KELLY	1,235	55.26%
Write-In Totals	7	0.31%
Total Votes Cast	2,235	100.00%

REP STATE REPRESENTATIVE DST 10

Vote For 1

TOTAL VOTE %

TERRY FALK	1,703	99.01%
Write-In Totals	17	0.99%
Total Votes Cast	1,720	100.00%

REP STATE REPRESENTATIVE DST 11

Vote For 1

TOTAL VOTE %

ED BYRNE	1,650	62.91%
ROB TRACY	970	36.98%
Write-In Totals	3	0.11%
Total Votes Cast	2,623	100.00%

Summary Results Report
 Flathead County, Montana
 June 4, 2024

UNOFFICIAL RESULTS

REP STATE REPRESENTATIVE DST 12

Vote For 1



202400010000
 Page: 91 of 120
 Fees: \$0.00
 6/18/2024 11:37 AM

TOTAL VOTE %

TRACY A SHARP	1,026	99.42%
Write-In Totals	6	0.58%
Total Votes Cast	1,032	100.00%

REP STATE REPRESENTATIVE DST 15

Vote For 1

TOTAL VOTE %

RALPH FOSTER	0	
Write-In Totals	0	
Total Votes Cast	0	

REP CLERK OF DST COURT

Vote For 1

TOTAL VOTE %

SARA FREDENBERG SMITH	16,350	99.35%
Write-In Totals	107	0.65%
Total Votes Cast	16,457	100.00%

REP COMMISSIONER DST 3

Vote For 1

TOTAL VOTE %

RANDY BRODEHL	16,562	97.67%
Write-In Totals	395	2.33%
Total Votes Cast	16,957	100.00%

REP PCT COMMITTEEMAN PCT 01

Vote For 1

TOTAL VOTE %

THOMAS MILLETT	468	99.57%
Write-In Totals	2	0.43%
Total Votes Cast	470	100.00%

REP PCT COMMITTEEWOMAN PCT 01

Vote For 1

TOTAL VOTE %

EVELYN CAHALEN	230	54.50%
MADELENE HOWARD	189	44.79%
Write-In Totals	3	0.71%
Total Votes Cast	422	100.00%

Summary Results Report
Flathead County, Montana
June 4, 2024

UNOFFICIAL RESULTS

REP PCT COMMITTEEMAN PCT 16

Vote For 1

TOTAL VOTE %

RUSSELL SIAS	160	44.20%
JOHN VAIL	201	55.52%
Write-In Totals	1	0.28%
Total Votes Cast	362	100.00%



202400010000
Page: 92 of 120
Fees: \$0.00
6/18/2024 11:37 AM

REP PCT COMMITTEEWOMAN PCT 16

Vote For 1

TOTAL VOTE %

MARY VAIL	379	99.48%
Write-In Totals	2	0.52%
Total Votes Cast	381	100.00%

REP PCT COMMITTEEMAN PCT 23

Vote For 1

TOTAL VOTE %

TODD BERNHARDT	218	42.75%
KEITH REGIER	289	56.67%
Write-In Totals	3	0.59%
Total Votes Cast	510	100.00%

REP PCT COMMITTEEWOMAN PCT 23

Vote For 1

TOTAL VOTE %

JOLENE REGIER	449	97.82%
Write-In Totals	10	2.18%
Total Votes Cast	459	100.00%

REP PCT COMMITTEEMAN PCT 30

Vote For 1

TOTAL VOTE %

JAMES HUFF	163	40.35%
RUSSELL MILLER	239	59.16%
Write-In Totals	2	0.50%
Total Votes Cast	404	100.00%

REP PCT COMMITTEEWOMAN PCT 30

Vote For 1

TOTAL VOTE %

DOROTHY HUFF	400	99.26%
Write-In Totals	3	0.74%
Total Votes Cast	403	100.00%

Summary Results Report
Flathead County, Montana
June 4, 2024

UNOFFICIAL RESULTS

SUPREME COURT CHIEF JUSTICE

Vote For 1



202400010000
Page: 93 of 120
Fees: \$0.00
6/18/2024 11:37 AM

TOTAL VOTE %

JEREMIAH LYNCH	8,877	35.55%
DOUG MARSHALL	4,000	16.02%
CORY SWANSON	11,998	48.05%
Write-In Totals	96	0.38%
Total Votes Cast	24,971	100.00%

SUPREME COURT JUSTICE 3

Vote For 1

TOTAL VOTE %

KATHERINE BIDEGARAY	9,020	34.56%
JERRY O'NEIL	4,381	16.79%
DAN WILSON	12,637	48.42%
Write-In Totals	60	0.23%
Total Votes Cast	26,098	100.00%

DST COURT JUDGE DST 11 DPT 1

Vote For 1

TOTAL VOTE %

AMY EDDY	22,854	98.36%
Write-In Totals	381	1.64%
Total Votes Cast	23,235	100.00%

DST COURT JUDGE DST 11 DPT 2

Vote For 1

TOTAL VOTE %

ERIC S HUMMEL	9,720	40.17%
PAUL SULLIVAN	14,378	59.42%
Write-In Totals	98	0.40%
Total Votes Cast	24,196	100.00%

DST COURT JUDGE DST 11 DPT 3

Vote For 1

TOTAL VOTE %

HEIDI ULBRICHT	23,146	99.02%
Write-In Totals	229	0.98%
Total Votes Cast	23,375	100.00%

GOVERNMENT REVIEW FLATHEAD

Vote For 1

TOTAL VOTE %

FOR	11,740	45.45%
AGAINST	14,089	54.55%
Total Votes Cast	25,829	100.00%

GOVERNMENT REVIEW COLUMBIA FALLS

Vote For 1

TOTAL VOTE %



202400010000
Page: 94 of 120
Fees: \$0.00
6/18/2024 11:37 AM

FOR	488	52.08%
AGAINST	449	47.92%
Total Votes Cast	937	100.00%

GOVERNMENT REVIEW KALISPELL

Vote For 1

TOTAL VOTE %

FOR	2,538	47.19%
AGAINST	2,840	52.81%
Total Votes Cast	5,378	100.00%

GOVERNMENT REVIEW WHITEFISH

Vote For 1

TOTAL VOTE %

FOR	1,138	61.55%
AGAINST	711	38.45%
Total Votes Cast	1,849	100.00%



POST ELECTION AUDIT RECONCILIATION FORM AND REPORT TO SECRETARY OF STATE - STATEWIDE OFFICE
Submit completed and signed form to the Secretary of State no later than the deadline for submitting the official county canvass.

Election Date: 4-Jun-24
County Name: Plathoad
Precinct Name/Number: PCT 9
Contest: Clerk of Supreme Court

Type of Tabulator Used in the Precinct: DS 950 / DS 850
Tabulator Serial / ID #: #8512090089, #9521080551, #9521060550, #8511090041
Ballot Container Seal # (if # is used): #104206, #104207

Total Ballots Counted by Tabulator as Shown on Paper: 659
*Note: The County Audit Committee may not see the machine totals before the hand count.

Total Ballots Counted by Hand: 659

Column A: Candidate Name(s) Ballot Issue #/ Type of Votes	Column B: Hand Count Audit Tally	Column C: Machine Tally (Filled in by Election Administrator after Hand Count Tally)	Column E: Difference (Hand Tally Minus Machine Count Tally)	Column F: Number of Explainable Difference (Administrative or Election Official Error)	Column G: Explainable Difference Reasons*	Column H: Unexplained Difference† (Column F Subtracted from Column E) *Hand Count is Over/ Under by #:	Column I: Other Comments/ Explanations†
Ellsworth - REP	188	188	0			0	
Greenwood - REP	157	157	0			0	
Farris-Olsen - DEM	156	156	0			0	
Ophus - DEM	23	23	0			0	
			0			0	
			0			0	
			0			0	
Overvotes	0	0	0			0	
Undervotes	132	132	0			0	
Write-in Votes	2	2	0			0	
Other Votes - Specify:	0	0	0			0	
Total Votes	659	658	0	0		0	

†Where possible, please provide information about the Unexplained Difference between the machine count and the hand count on an attached sheet.

Analysis:

Is the Unexplained Difference total in Column H at least 5 votes? If so, continue below. If not, stop here.

No, The total Unexplained Difference is not at least 5 votes. The audit of this precinct for this contest is complete.

What is the Percentage (%) Difference Between Hand Counted Ballots and the Unexplained Difference (the Column H Total Votes Divided by the Column B Total Votes)?

Since the Unexplained Difference total is not at least 5 votes, it is not necessary to calculate the percentage difference.

Is the Unexplained Difference total at least 5 votes and is the Unexplained Difference greater than 0.5%? If not, then the total is acceptable. If the percentage is greater than .5% then the Unexplained Difference is Not Acceptable and county must audit three additional precincts and examine the machine(s).

The Unexplained Difference percentage is not calculated since the total is not at least 5 votes. The audit of this precinct for this contest is complete.

* The random sample audit may include ballots that a vote-counting machine was unable to process and that was not resolved pursuant to 13-15-206, in which the ballots (a) appeared to have at least one overvote; (b) appeared to be blank; (c) was in a condition that prevented its processing by a vote-counting machine; or (d) contained a mark, error or omission that prevented its processing by a vote-counting machine.

†Note: The purpose of the post-election audit is to determine whether the tabulating equipment has accurately counted votes. Because the purpose of the post-election audit is to determine if the machine counted the votes correctly, the audit committee should be instructed to count votes consistent with the way an optical scan machine would count votes.

County Audit Committee Signatures: *Shelley Abel*
K. K.
Janet A. Bots

Election Administrator Signature: *Debbie Furrer*



POST ELECTION AUDIT RECONCILIATION FORM AND REPORT TO SECRETARY OF STATE - STATEWIDE OFFICE
Submit completed and signed form to the Secretary of State no later than the deadline for submitting the official county canvass.

Election Date	4-Jun-24
County Name	Flathead
Precinct Name/Number	PCT 9
Contest	Attorney General

Type of Tabulator Used in the Precinct	DS 950 / DS 850
Tabulator Serial / ID #	#0512090089, #9521080551, #9521060550, #8511090041
Ballot Container Seal # (if # is used)	#104206, #104207

Total Ballots Counted by Tabulator as Shown on Tape*	659
--	-----

Total Ballots Counted by Hand*	658
--------------------------------	-----

*Note: The County Audit Committee may not see the machine totals before the hand count.

Column A: Candidate Name(s) / Ballot Issue # / Type of Vote	Column B: Hand Count Audit Tally	Column C: Machine Tally (Filled in by Election Administrator after Hand Count Tally)	Column D: Difference (Hand Tally Minus Machine Count Tally)	Column E: Number of Explainable Differences (Administrative or Election Official Error)	Column F: Explainable Difference Reason(s)	Column G: Unexplained Difference* (Column F Subtracted From Column E) *Hand Count is Over/ Under by #	Column H: Other Comments/Explanation(s)
Knudsen - REP	324	324	0			0	
Olson - REP	72	72	0			0	
Alke - DEM	198	198	0			0	
			0			0	
			0			0	
			0			0	
			0			0	
Overvotes	0	0	0			0	
Undervotes	0	0	0			0	
Write-in Votes	64	64	0			0	
Other Votes - Specify:	0	0	0			0	
Total Votes	658	658	0	0		0	

*Where possible, please provide information about the Unexplained Difference between the machine count and the hand count on an attached sheet.

Analysis:	
Is the Unexplained Difference total in Column H at least 5 votes? If so, continue below. If not, stop here.	No. The total Unexplained Difference is not at least 5 votes. The audit of this precinct for this contest is complete.
What is the Percentage (%) Difference Between Hand Counted Ballots and the Unexplained Difference (the Column H Total Votes Divided by the Column B Total Votes)?	Since the Unexplained Difference total is not at least 5 votes, it is not necessary to calculate the percentage difference.
Is the Unexplained Difference total at least 5 votes and is the Unexplained Difference greater than 0.5%? If not, then the total is Acceptable. If the percentage is greater than .5%, then the Unexplained Difference is Not Acceptable and county must audit three additional precincts and examine the machine(s).	The Unexplained Difference percentage is not calculated since the total is not at least 5 votes. The audit of this precinct for this contest is complete.

*The random sample audit may not include a ballot that a vote counting machine was unable to process and that was not resolved pursuant to 33-15-206 because the ballots (a) appeared to have at least one overvote; (b) appeared to be blank; (c) was in a condition that prevented its processing by a vote counting machine; or (d) contained a mark, error, or omission that prevented its processing by a vote counting machine.

*Note: The purpose of the post-election audit is to determine whether the tabulating equipment has accurately counted votes. Because the purpose of the post-election audit is to determine if the machine counted the votes correctly, the audit committee should be instructed to count votes consistent with the way an optical scan machine would count votes.

County Audit Committee Signatures:

Election Administrator Signature:



POST ELECTION AUDIT RECONCILIATION FORM AND REPORT TO SECRETARY OF STATE - FEDERAL OFFICE
Submit completed and signed form to the Secretary of State no later than the deadline for submitting the official county canvass.

Election Date	4-Jun-24
County Name	Flathead
Precinct Name/Number	PCT 9
Contest	US Senate

Type of Tabulator Used in the Precinct	DS950 and DS850
Tabulator Serial /ID #	#8512090089, #9521080551, #9521060550, #8511090041
Ballot Container Seal # (if it is used)	#104206, #104207

Total Ballots Counted by Tabulator as Shown on Tally: 658

Total Ballots Counted by Hand: 658

*Note: The County Audit Committee may not see the machine totals before the hand count.

Column A: Candidate Name(s)/ Ballot Issue(s) / Type of Votes	Column B: Hand Count Audit Tally	Column C: Machine Tally (Filled by Election Administrator after Hand Count Tally)	Column D: Difference (Hand Tally Minus Machine Count Tally)	Column E: Number of Explainable Differences (Administrative or Election Official Error)	Column G: Explainable Difference Reasons*	Column H: Unexplained Differences† (Column F Subtracted From Column E) *Hand Count is Over/ Under by #	Column I: Other Comments / Explanations†
Johnson - REP	79	79	0			0	
Sheehy - REP	311	311	0			0	
Walkingchild Sr. - REP	31	31	0			0	
Hummert - DEM	13	13	0			0	
Tester - DEM	207	207	0			0	
Barb - GRN	0	0	0			0	
Downey - GRN	1	1	0			0	
Overvotes	0	0	0			0	
Undervotes	12	12	0			0	
Write-In Votes	4	4	0			0	
Other Votes - Specify:	0	0	0			0	
Total Votes	658	658	0	0		0	

*Where possible, please provide information about the Unexplained Difference between the machine count and the hand count on an attached sheet.

Analysis: Is the Unexplained Difference total in Column H at least 5 votes? If so, continue below. If not, stop here.	No. The total Unexplained Difference is not at least 5 votes. The audit of this precinct for this contest is complete.
What is the Percentage (%) Difference Between Hand Counted Ballots and the Unexplained Difference (the Column H Total Votes Divided by the Column B Total Votes)?	Since the Unexplained Difference total is not at least 5 votes, it is not necessary to calculate the percentage difference.
Is the Unexplained Difference total at least 5 votes and is the Unexplained Difference greater than 0.5%? If not, then the total is Acceptable. If the percentage is greater than .5%, then the Unexplained Difference is Not Acceptable and county must audit three additional precincts and examine the machine(s).	The Unexplained Difference percentage is not calculated since the total is not at least 5 votes. The audit of this precinct for this contest is complete.

*The county sample audit may not include a ballot that a vote-counting machine was unable to process and that was not resolved pursuant to 13-5-208 because the ballot (a) appeared to have at least one overvote; (b) appeared to be blank; (c) was in a condition that prevented processing by a vote-counting machine; or (d) contained a mark, error, or omission that prevented its processing by a vote-counting machine.

†Note: If the purpose of the post-election audit is to determine whether the tabulating equipment has accurately counted votes. Because the purpose of the post-election audit is to determine if the machine counted the votes correctly, the audit committee should be instructed to count votes consistent with the way an optical scan machine would count votes.

County Audit Committee Signatures: <i>Shelley Noel</i> <i>[Signature]</i> <i>[Signature]</i>	Election Administrator Signature: <i>[Signature]</i>
---	---



202400010000
Page: 98 of 120
Fees: \$0.00
6/18/2024 11:37 AM

POST ELECTION AUDIT RECONCILIATION FORM AND REPORT TO SECRETARY OF STATE - FEDERAL OFFICE
Submit completed and signed form to the Secretary of State no later than the deadline for submitting the official county canvass.

Election Date: 4-Jun-24
County Name: Flathead
Precinct Name/Number: PCT 9
Contest: President

Type of Tabulator Used in the Precinct: DS950 and DS850
Tabulator Serial /ID #: #8512090089, #9521080551, #9521060550, #8511090041
Ballot Container Seal # (if # is used): #104206, #104207

Total Ballots Counted by Tabulators shown on Tapes: 659
*Note: The County Audit Committee may not see the machine totals before the hand count

Total Ballots counted by Hand: 658

Column A: Candidate Name/ Ballot Issue #/ Type of Votes	Column B: Hand Count Audit Tally	Column C: Machine Tally (Filed in by Election Administration after Hand Count Tally)	Column D: Difference (Hand Tally Minus Machine Count Tally)	Column E: Number of Explainable Differences (Administrative or Election Official Error)	Column F: Explainable Difference Reasons†	Column G: Unexplained Difference† (Column E Subtracted from Column F) *Hand Count is Over/ Under by #"	Column H: Other Comments / Explanations†
Trump	369	369	0			0	
No Preference - REP	29	29	0			0	
Biden	197	197	0			0	
No Preference - DEM	16	16	0			0	
No Preference - GRN	1	1	0			0	
			0			0	
			0			0	
Overvotes	0	0	0			0	
Undervotes	19	19	0			0	
Write-in Votes	27	27	0			0	
Other Votes -- Specify:	0	0	0			0	
Total Votes	658	658	0	0		0	

†Where possible, please provide information about the Unexplained Difference between the machine count and the hand count on an attached sheet.

Analysis:

Is the Unexplained Difference total in Column H at least 5 votes? If so, continue below. If not, stop here.

No. The total Unexplained Difference is not at least 5 votes. The audit of this precinct for this contest is complete.

What is the Percentage (%) Difference Between Hand Counted Ballots and the Unexplained Difference (the Column H Total Votes Divided by the Column B Total Votes)?

Since the Unexplained Difference total is not at least 5 votes, it is not necessary to calculate the percentage difference.

Is the Unexplained Difference total at least 5 votes and is the Unexplained Difference greater than 0.5%? If not, then the total is Acceptable. If the percentage is greater than .5%, then the Unexplained Difference is Not Acceptable and county must audit three additional precincts and examine the machine(s).

The Unexplained Difference percentage is not calculated since the total is not at least 5 votes. The audit of this precinct for this contest is complete.

The random sample audit may not include a ballot that a vote counting machine was unable to process and that was not resolved pursuant to 3-215-200 because the ballot (a) appeared to have at least one overvote, (b) appeared to be blank, (c) was in a condition that prevented its processing by a vote counting machine, or (d) contained a mark, error, or omission that prevented its processing by a vote counting machine.

Note: The purpose of the post-election audit is to determine whether the tabulating equipment has accurately counted votes. Because the purpose of the post-election audit is to determine if the machine counted the votes correctly, the audit committee should be instructed to count votes consistent with the way an optical scan machine would count votes.

County Audit Committee Signatures:
Shelley Abel
K. K.
Tara Abbott

Election Administrator Signature:
Debbie Turner



POST ELECTION AUDIT RECONCILIATION FORM AND REPORT TO SECRETARY OF STATE - FEDERAL OFFICE

Submit completed and signed form to the Secretary of State no later than the deadline for submitting the official county canvass.



202400010000
Page: 99 of 120
Fees: \$0.00
6/18/2024 11:37 AM

Election Date: 4-Jun-24
County Name: Flathead
Precinct Name/Number: PCT 13
Contest: President

Type of Tabulator Used in the Precinct: DS950 and DS850
Tabulator Serial /ID #: #8512090089, #9521080551, #9521060550, #8511090041
Ballot Container Seal # (if # is used): 104208 & 104209

Total Ballots Counted by Tabulator as Shown on Tape*: 515

Total Ballots Counted by Hand*: 515

*Note: The County Audit Committee may not see the machine totals before the hand count

Table with 8 columns: Candidate Names/Ballot Issue #/Type of Votes, Hand Count Audit Tally, Machine Tally, Difference (Hand Tally Minus Machine Count Tally), Number of Explainable Differences (Administrative or Election Official Error), Explainable Difference Reasons, Unexplained Difference (Column F Subtracted from Column E) *Hand Count is Over/Under by #, Other Comments/Explanations. Rows include Trump, No Preference - REP, Biden, No Preference - DEM, No Preference - GRN, Overvotes, Undervotes, Write-in Votes, Other Votes - Specify, and Total Votes.

Where possible, please provide information about the Unexplained Difference between the machine count and the hand count on an attached sheet.

Analysis section with three rows of questions and answers regarding unexplained differences and percentage calculations.

**The random-sample audit may not include a ballot that a vote-counting machine was unable to process and that was not resolved pursuant to 13-15-206 because the ballot: (a) appeared to have at least one overvote; (b) appeared to be blank; (c) was in a condition that prevented its processing by a vote-counting machine; or (d) contained a mark, error, or omission that prevented its processing by a vote-counting machine.

Note: The purpose of the post-election audit is to determine whether the tabulating equipment has accurately counted votes. Because the purpose of the post election audit is to determine if the machine counted the votes correctly, the audit committee should be instructed to count votes consistent with the way an optical scan machine would count votes.

County Audit Committee Signatures: Jimmy Dean Motawaka, Election Administrator Signature: Debbie Burin



POST ELECTION AUDIT RECONCILIATION FORM AND REPORT TO SECRETARY OF STATE - STATEWIDE OFFICE
 Submit completed and signed form to the Secretary of State no later than the deadline for submitting the official county canvass.



202400010000
 Page: 100 of 120
 Fees: \$0.00
 6/18/2024 11:37 AM

Election Date	4-Jun-24
County Name	Flathead
Precinct Name/Number	PCT 13
Contest	Clerk of Supreme Court

Type of Tabulator Used in the Precinct	DS 950 / DS 850
Tabulator Serial /ID #	#8512090089, #9521080551, #9521060550, #8511090041
Ballot Container Seal # (if # is used)	104208 & 104209

Total Ballots Counted by Tabulator as Shown on Tape* 515

Total Ballots Counted by Hand* 515

*Note: The County Audit Committee may not see the machine totals before the hand count

Column A: Candidate Names/ Ballot Issue #/ Type of Votes	Column B: Hand Count Audit Tally	Column C: Machine Tally* (Filled in by Election Administrator after Hand Count Tally)	Column D: Difference (Hand Tally Minus Machine Count Tally)	Column E: Number of Explainable Differences (Administrative or Election Official Error)	Column F: Explainable Difference Reasons?	Column G: Unexplained Difference† (Column F Subtracted from Column E) *Hand Count is Over/ Under by #.	Column H: Other Comments/ Explanations?
Ellsworth - REP	82	82	0			0	
Greenwood - REP	109	109	0			0	
Farris-Olsen - DEM	144	144	0			0	
Ophus - DEM	18	18	0			0	
			0			0	
			0			0	
			0			0	
Overvotes	0	0	0			0	
Undervotes	155	155	0			0	
Write-in Votes	7	7	0			0	
Other Votes - Specify:	0	0	0			0	
Total Votes	515	515	0	0		0	

†Where possible, please provide information about the Unexplained Difference between the machine count and the hand count on an attached sheet.

Analysis:

Is the Unexplained Difference total in Column H at least 5 votes? If so, continue below. If not, stop here.	No. The total Unexplained Difference is not at least 5 votes. The audit of this precinct for this contest is complete.
What is the Percentage (%) Difference Between Hand Counted Ballots and the Unexplained Difference (the Column H Total Votes Divided by the Column B Total Votes)?	Since the Unexplained Difference total is not at least 5 votes, it is not necessary to calculate the percentage difference.
Is the Unexplained Difference total at least 5 votes and is the Unexplained Difference greater than 0.5%? If not, then the total is Acceptable. If the percentage is greater than .5%, then the Unexplained Difference is Not Acceptable and county must audit three additional precincts and examine the machine(s).	The Unexplained Difference percentage is not calculated since the total is not at least 5 votes. The audit of this precinct for this contest is complete.

** The random-sample audit may not include a ballot that a vote-counting machine was unable to process and that was not resolved pursuant to 13-15-206 because the ballot: (a) appeared to have at least one overvote; (b) appeared to be blank; (c) was in a condition that prevented its processing by a vote-counting machine; or (d) contained a mark, error, or omission that prevented its processing by a vote-counting machine.

†Note: The purpose of the post-election audit is to determine whether the tabulating equipment has accurately counted votes. Because the purpose of the post election audit is to determine if the machine counted the votes correctly, the audit committee should be instructed to count votes consistent with the way an optical scan machine would count votes.

County Audit Committee Signatures:

Election Administrator Signature:



POST ELECTION AUDIT RECONCILIATION FORM AND REPORT TO SECRETARY OF STATE - FEDERAL OFFICE
 Submit completed and signed form to the Secretary of State no later than the deadline for submitting the official county canvass.



202400010000
 Page: 101 of 120
 Fees: \$0.00
 6/18/2024 11:37 AM

Election Date	4-Jun-24
County Name	Flathead
Precinct Name/Number	PCT 13
Contest	US Senate

Type of Tabulator Used in the Precinct	DS950 and DS850
Tabulator Serial /ID #	#851209009, #9521080551, #9521060550, #8511090041
Ballot Container Seal # (if # is used)	104208 & 104209

Total Ballots Counted by Tabulator as Shown on Tape*	515
--	-----

Total Ballots Counted by Hand*	515
--------------------------------	-----

*Note: The County Audit Committee may not see the machine totals before the hand count




Column A: Candidate Names/ Ballot Issue #/ Type of Votes	Column B: Hand Count Audit Tally	Column C: Machine Tally* (Filled in by Election Administrator after Hand Count Tally)	Column E: Difference (Hand Tally Minus Machine Count Tally)	Column F: Number of Explainable Differences (Administrative or Election Official Error)	Column G: Explainable Difference Reasons†	Column H: Unexplained Difference† (Column F Subtracted from Column E) *Hand Count is Over/ Under by #**	Column I: Other Comments/ Explanation†
Johnson - REP	43	43	0			0	
Sheehy - REP	215	215	0			0	
Walkingchild Sr. - REP	15	15	0			0	
Hummert - DEM	6	6	0			0	
Tester - DEM	222	222	0			0	
Barb - GRN	2	2	0			0	
Downey - GRN	1	1	0			0	
Overvotes	0	0	0			0	
Undervotes	10	10	0			0	
Write-in Votes	1	1	0			0	
Other Votes - Specify:	0	0	0			0	
Total Votes	515	515	0	0		0	

†Where possible, please provide information about the Unexplained Difference between the machine count and the hand count on an attached sheet.

Analysis: Is the Unexplained Difference total in Column H at least 5 votes? If so, continue below. If not, stop here.	No. The total Unexplained Difference is not at least 5 votes. The audit of this precinct for this contest is complete.
What is the Percentage (%) Difference Between Hand Counted Ballots and the Unexplained Difference (the Column H Total Votes Divided by the Column B Total Votes)?	Since the Unexplained Difference total is not at least 5 votes, it is not necessary to calculate the percentage difference.
Is the Unexplained Difference total at least 5 votes and is the Unexplained Difference greater than 0.5%? If not, then the total is Acceptable. If the percentage is greater than .5%, then the Unexplained Difference is Not Acceptable and county must audit three additional precincts and examine the machine(s).	The Unexplained Difference percentage is not calculated since the total is not at least 5 votes. The audit of this precinct for this contest is complete.

** The random-sample audit may not include a ballot that a vote-counting machine was unable to process and that was not resolved pursuant to 13-15-206 because the ballot: (a) appeared to have at least one overvote; (b) appeared to be blank; (c) was in a condition that prevented its processing by a vote-counting machine; or (d) contained a mark, error, or omission that prevented its processing by a vote-counting machine.

†Note: The purpose of the post-election audit is to determine whether the tabulating equipment has accurately counted votes. Because the purpose of the post-election audit is to determine if the machine counted the votes correctly, the audit committee should be instructed to count votes consistent with the way an optical scan machine would count votes.

County Audit Committee Signatures:




Election Administrator Signature:




POST ELECTION AUDIT RECONCILIATION FORM AND REPORT TO SECRETARY OF STATE - STATEWIDE OFFICE
 Submit completed and signed form to the Secretary of State no later than the deadline for submitting the official county canvass.



20240010000
 Page: 102 of 120
 Fees: \$0.00
 6/18/2024 11:37 AM

Election Date	4-Jun-24
County Name	Flathead
Precinct Name/Number	PCT 13
Contest	Attorney General

Type of Tabulator Used in the Precinct	DS 950 / DS 850
Tabulator Serial /ID #	#8512090089, #9521080551, #9521060550, #8511090041
Ballot Container Seal # (if # is used)	104208 & 104209

Total Ballots Counted by Tabulator as Shown on Tape*	515
--	-----

Total Ballots Counted by Hand*	515
--------------------------------	-----

*Note: The County Audit Committee may not see the machine totals before the hand count

Column A: Candidate Names/ Ballot Issue #/ Type of Votes	Column B: Hand Count Audit Tally	Column C: Machine Tally* (Filed In by Election Administrator after Hand Count Tally)	Column E: Difference (Hand Tally Minus Machine Count Tally)	Column F: Number of Explainable Differences (Administrative or Election Official Error)	Column G: Explainable Difference Reasons†	Column H: Unexplained Difference (Column F Subtracted from Column E) *Hand Count is Over/ Under by #:	Column I: Other Comments/ Explanations†
Knudsen - REP	191	191	0			0	
Olson - REP	52	52	0			0	
Alke - DEM	187	187	0			0	
			0			0	
			0			0	
			0			0	
			0			0	
Overvotes	0	0	0			0	
Undervotes	84	84	0			0	
Write-in Votes	1	1	0			0	
Other Votes -- Specify:	0	0	0			0	
Total Votes	515	515	0	0		0	

†Where possible, please provide information about the Unexplained Difference between the machine count and the hand count on an attached sheet.

Analysis: Is the Unexplained Difference total in Column H at least 5 votes? If so, continue below. If not, stop here.	No. The total Unexplained Difference is not at least 5 votes. The audit of this precinct for this contest is complete.
What is the Percentage (%) Difference Between Hand Counted Ballots and the Unexplained Difference (the Column H Total Votes Divided by the Column B Total Votes)?	Since the Unexplained Difference total is not at least 5 votes, it is not necessary to calculate the percentage difference.
Is the Unexplained Difference total at least 5 votes and is the Unexplained Difference greater than 0.5%? If not, then the total is Acceptable. If the percentage is greater than .5%, then the Unexplained Difference is Not Acceptable and county must audit three additional precincts and examine the machine(s).	The Unexplained Difference percentage is not calculated since the total is not at least 5 votes. The audit of this precinct for this contest is complete.

**The random-sample audit may not include a ballot that a vote-counting machine was unable to process and that was not resolved pursuant to 13-15-206 because the ballot: (a) appeared to have at least one overvote; (b) appeared to be blank; (c) was in a condition that prevented its processing by a vote-counting machine; or (d) contained a mark, error, or omission that prevented its processing by a vote-counting machine.

†Note: The purpose of the post-election audit is to determine whether the tabulating equipment has accurately counted votes. Because the purpose of the post election audit is to determine if the machine counted the votes correctly, the audit committee should be instructed to count votes consistent with the way an optical scan machine would count votes.

County Audit Committee Signatures: 	Election Administrator Signature:
--	---------------------------------------



POST ELECTION AUDIT RECONCILIATION FORM AND REPORT TO SECRETARY OF STATE - FEDERAL OFFICE

Submit completed and signed form to the Secretary of State no later than the deadline for submitting the official county canvass.

Election Date	4-Jun-24
County Name	Flathead
Precinct Name/Number	PCT 28
Contest	President

Type of Tabulator Used in the Precinct	DS950 and DS850
Tabulator Serial /ID #	#B512090089, #9521080551, #9521060550, #8511090041
Ballot Container Seal # (If It Is Used)	#104210 & 104211

Total Ballots Counted by Tabulator as Shown on Tape: 359

Total Ballots Counted by Hand: 359

*Note: The County Audit Committee may not see the machine totals before the hand count

Column A: Candidate Name/ Ballot Issue #/ Type of Votes	Column B: Hand Count Audit Tally	Column C: Machine Tally (Filled in by Election Administrator after Hand Count Tally)	Column E: Difference (Hand Tally Minus Machine Count Tally)	Column F: Number of Explainable Differences (Administrative or Election Official Error)	Column G: Explainable Difference Reason(s)	Column H: Unexplained Difference† (Column F Subtracted from Column E) *Hand Count is Over/ Under by #.	Column I: Other Comments/ Explanations†
Trump	219	219	0			0	
No Preference - REP	23	23	0			0	
Biden	81	81	0			0	
No Preference - DEM	11	11	0			0	
No Preference - GRN	0	0	0			0	
Overvotes	0	0	0			0	
Undervotes	10	10	0			0	
Write-in Votes	14	14	0			0	
Other Votes -- Specify:	0	0	0			0	
Total Votes	358	358	0	0		0	

†Where possible, please provide information about the Unexplained Difference between the machine count and the hand count on an attached sheet.

Analysis:

Is the Unexplained Difference total in Column H at least 5 votes? If so, continue below. If not, stop here.	No. The total Unexplained Difference is not at least 5 votes. The audit of this precinct for this contest is complete.
What is the Percentage (%) Difference Between Hand Counted Ballots and the Unexplained Difference (the Column H Total Votes Divided by the Column B Total Votes)?	Since the Unexplained Difference total is not at least 5 votes, it is not necessary to calculate the percentage difference.
Is the Unexplained Difference total at least 5 votes and is the Unexplained Difference greater than 0.5%? If not, then the total is Acceptable. If the percentage is greater than .5%, then the Unexplained Difference is Not Acceptable and county must audit three additional precincts and examine the machine(s).	The Unexplained Difference percentage is not calculated since the total is not at least 5 votes. The audit of this precinct for this contest is complete.

*The random sample audit may not include a ballot that a vote counting machine was unable to process and that was not resolved pursuant to 13-15-206 because the ballot: (a) appeared to have at least one overvote; (b) appeared to be blank; (c) was in a condition that prevented its processing by a vote-counting machine; or (d) contained 5 marks error or omission that prevented its processing by a vote-counting machine.

†Note: The purpose of the post-election audit is to determine whether the tabulating equipment has accurately counted votes. Because the purpose of the post-election audit is to determine if the machine counted the votes correctly, the audit committee should be instructed to count votes consistent with the way an optical scan machine would count votes.

County Audit Committee Signatures: 	Election Administrator Signature:
--	---------------------------------------



POST ELECTION AUDIT RECONCILIATION FORM AND REPORT TO SECRETARY OF STATE - FEDERAL OFFICE

Submit completed and signed form to the Secretary of State no later than the deadline for submitting the official county canvass.

Election Date: 4-Jun-24
County Name: Flathead
Precinct Name/Number: PCT 28
Contest: US Senate

Type of Tabulator Used in the Precinct: DS950 and DS850
Tabulator Serial/ID #: #8512090089, #9521080551, #9521060550, #8511090041
Ballot Container Seal # (if # is used): #104210 & 104211

Total Ballots Counted by Tabulators Shown on Page: 359
*Note: The County Audit Committee may not see the machine totals before the hand count.

Total Ballots Counted by Hand: 359

Column A: Candidate Name/ Ballot Type #/ Type of Votes	Column B: Hand Counted Tally	Column C: Machine Tally (Filled in by Election Administrators after Hand Count Tally)	Column E: Difference (Hand Tally Minus Machine Count Tally)	Column F: Number of Explainable Differences (Administrative or Election Official Error)	Column G: Explainable Difference Reasons†	Column H: Unexplained Difference † (Column F Subtracted from Column E) "Hand Count is Over Under by E."	Column I: Other Comments/ Explanations†
Johnson - REP	54	54	0			0	
Sheehy - REP	176	176	0			0	
Walkingchild Sr. - REP	23	23	0			0	
Hummert - DEM	2	2	0			0	
Tester - DEM	97	97	0			0	
Barb - GRN	0	0	0			0	
Downey - GRN	0	0	0			0	
Overvotes	0	0	0			0	
Undervotes	5	5	0			0	
Write-in Votes	1	1	0			0	
Other Votes - Specify:	0	0	0			0	
Total Votes	358	358	0	0		0	

†Where possible, please provide information about the Unexplained Difference between the machine count and the hand count on an attached sheet.

Analysis:

Is the Unexplained Difference total in Column H at least 5 votes? If so, continue below. If not, stop here.

No. The total Unexplained Difference is not at least 5 votes. The audit of this precinct for this contest is complete.

What is the Percentage (%) Difference Between Hand Counted Ballots and the Unexplained Difference (the Column H Total Votes Divided by the Column B Total Votes)?

Since the Unexplained Difference total is not at least 5 votes, it is not necessary to calculate the percentage difference.

Is the Unexplained Difference total at least 5 votes and is the Unexplained Difference greater than 0.5%? If not, then the total is acceptable. If the percentage is greater than .5%, then the Unexplained Difference is Not Acceptable and county must audit three additional precincts and examine the machine(s).

The Unexplained Difference percentage is not calculated since the total is not at least 5 votes. The audit of this precinct for this contest is complete.

The random sample audit may not include a ballot that a vote-counting machine was unable to process and that was not removed pursuant to 13-12-206 because the ballot (s) appeared to have at least one vote; (b) appeared to be blank; (c) was in a condition that prevented its processing by a vote-counting machine; or (d) contained a mark, error, or distortion that prevented its processing by a vote-counting machine.

†Note: The purpose of the post-election audit is to determine whether the tabulating equipment has accurately counted votes. Because the purpose of the post-election audit is to determine if the machine counted the vote correctly, the audit committee should be instructed to count votes consistent with the way an optical scan machine would count votes.

County Audit Committee Signatures:
M. Morrison
Terry Durbin

Election Administrator Signature:
Dukei Puma



POST ELECTION AUDIT RECONCILIATION FORM AND REPORT TO SECRETARY OF STATE - STATEWIDE OFFICE

Submit completed and signed form to the Secretary of State no later than the deadline for submitting the official county canvass.

Election Date	4-Jun-24
County Name	Flathead
Precinct Name/Number	PCT 28
Contest	Attorney General

Type of Tabulator Used in the Precinct	DS 950 / DS 850
Tabulator Serial / ID #	#8512090089, #9521080551, #9521060550, #8511090041
Ballot Container Seal # (If # is used)	#104210 & 104211

Total Ballots Counted by Tabulator as Shown on Page: 359

Total Ballots Counted by Hand: 359

*Note: The County Audit Committee may not see the machine totals before the hand count

Column A: Candidate Name/ Ballot Issue #/ Type of Vote	Column B: Hand Count Audit Tally	Column C: Machine Tally (Filled in by Election Administrator after Hand Count/Tally)	Column E: Difference (Hand Tally Minus Machine Count Tally)	Column F: Number of Explainable Differences (Administrative or Election Official Error)	Column G: Explainable Difference Reason(s)	Column H: Unexplained Difference* (Column F Subtracted from Column E) *Hand Count is Over/ Under by #	Column I: Other Comments/ Explanations?
Knudsen - REP	161	161	0			0	
Olson - REP	69	69	0			0	
Alke - DEM	87	87	0			0	
			0			0	
			0			0	
			0			0	
Overvotes	0	0	0			0	
Undervotes	40	40	0			0	
Write-in Votes	1	1	0			0	
Other Votes - Specify:	0	0	0			0	
Total Votes	358	358	0	0			

Where possible, please provide information about the Unexplained Difference between the machine count and the hand count on an attached sheet.

<p>Analysis:</p> <p>Is the Unexplained Difference total in Column H at least 5 votes? If so, continue below. If not, stop here.</p>	<p>No. The total Unexplained Difference is not at least 5 votes. The audit of this precinct for this contest is complete.</p>
<p>What is the Percentage (%) Difference Between Hand Counted Ballots and the Unexplained Difference (the Column H Total Votes Divided by the Column B Total Votes)?</p>	<p>Since the Unexplained Difference total is not at least 5 votes, it is not necessary to calculate the percentage difference.</p>
<p>Is the Unexplained Difference total at least 5 votes and is the Unexplained Difference greater than 0.5%? If not, then the total is Acceptable. If the percentage is greater than .5%, then the Unexplained Difference is Not Acceptable and county must audit three additional precincts and examine the machine(s).</p>	<p>The Unexplained Difference percentage is not calculated since the total is not at least 5 votes. The audit of this precinct for this contest is complete.</p>

**The random sample audit may not include a ballot that a vote-counting machine was unable to process and that was not resolved pursuant to 13-15-206 because the ballot: (a) appeared to have at least one overvote; (b) appeared to be blank; (c) was in a condition that prevented its processing by a vote-counting machine; or (d) contained a mark, error, or omission that prevented its processing by a vote-counting machine.

*Note: The purpose of the post-election audit is to determine whether the tabulating equipment has accurately counted votes. Because the purpose of the post-election audit is to determine if the machine counted the votes correctly, the audit committee should be instructed to count votes consistent with the way an optical scan machine would count votes.

<p>County Audit Committee Signatures:</p> <p><i>M. Malinwa</i></p> <p><i>[Signature]</i></p> <p><i>Betsy Puch</i></p>	<p>Election Administrator Signature:</p> <p><i>Debbie Purson</i></p>
---	--



POST ELECTION AUDIT RECONCILIATION FORM AND REPORT TO SECRETARY OF STATE - STATEWIDE OFFICE
 Submit completed and signed form to the Secretary of State no later than the deadline for submitting the official county canvass.

Election Date:	4-Jun-24	Type of Tabulator Used in the Precinct:	DS 950 / DS 850
County Name:	Flathead	Tabulator Serial / ID #:	#8512090089, #9521080551, #9521060550, #8511090041
Precinct Name/Number:	PCT 28	Ballot Container Seal # (if # is used):	#104210 & 104211
Contest:	Clerk of Supreme Court		

Total Ballots Counted by Tabulator as Shown on Table:	359	Total Ballots Counted by Hand:	359
---	-----	--------------------------------	-----

Column A: Hand Counted Ballots (Total Votes)	Column B: Hand Count/Audit Tally	Column C: Machine Tally (Filled in by Election Administrator after Hand Count Tally)	Column E: Difference (Hand Tally Minus Machine Count Tally)	Column F: Number of Explainable Differences (Administrative or Election Official Error)	Column G: Explainable Difference Reasons*	Column H: Unexplained Differences* (Column F Subtracted from Column E) "Hand Count is Over/ Under by #:"	Column I: Other Comments/ Explanations†
Ellsworth - REP	102	102	0			0	
Greenwood - REP	116	116	0			0	
Farris-Olsen - DEM	67	67	0			0	
Ophus - DEM	15	15	0			0	
			0			0	
			0			0	
			0			0	
Overvotes	0	0	0			0	
Undervotes	58	58	0			0	
Write-in Votes	0	0	0			0	
Other Votes - Specify:	0	0	0			0	
Total Votes	359	359	0	0		0	

*Where possible, please provide information about the Unexplained Difference between the machine count and the hand count on an attached sheet.

Analysis:

Is the Unexplained Difference total in Column H at least 5 votes? If so, continue below. If not, stop here.	No. The total Unexplained Difference is not at least 5 votes. The audit of this precinct for this contest is complete.
What is the Percentage (%) Difference Between Hand Counted Ballots and the Unexplained Difference (the Column H Total Votes Divided by the Column B Total Votes)?	Since the Unexplained Difference total is not at least 5 votes, it is not necessary to calculate the percentage difference.
Is the Unexplained Difference total at least 5 votes and is the Unexplained Difference greater than 0.5%? If not, then the total is acceptable. If the percentage is greater than .5%, then the Unexplained Difference is Not Acceptable and county must audit three additional precincts and examine the machine(s).	The Unexplained Difference percentage is not calculated since the total is not at least 5 votes. The audit of this precinct for this contest is complete.

*The random sample audit may not include a ballot that was counted by a machine as a valid vote, and that was not resolved pursuant to 13-240 because the ballot: (a) appeared to have at least one overvote; (b) appeared to be blank; (c) was in a condition that prevented its processing by a vote-counting machine; or (d) contained a mark, error, or omission that prevented its processing by a vote-counting machine.

*Note: The purpose of the post-election audit is to determine whether the tabulating equipment has accurately counted votes. Because the purpose of the post-election audit is to determine if the machine counted the votes correctly, the audit committee should be instructed to count votes consistent with the way an optical scan machine would count votes.

County Audit Committee Signatures: 	Election Administrator Signature:
--	---------------------------------------



POST ELECTION AUDIT RECONCILIATION FORM AND REPORT TO SECRETARY OF STATE - LEGISLATIVE OFFICE
 Submit completed and signed form to the Secretary of State no later than the deadline for submitting the official county canvass.



202400010000
 Page: 107 of 120
 Fees: \$0.00
 6/18/2024 11:37 AM

Election Date: 4-Jun-24
 County Name: Flathead
 Precinct Name/Number: PCT 28
 Contest: State House District 7

Type of Tabulator Used in this Precinct: DS 950 / DS 850
 Tabulator Serial/ID# No.: #9512090089, #9521080551, #9521060550, #8511090041
 Ballot Container Seal # (if it is used): #104210 & 104211

Total Ballots Counted by Tabulator as Shown on Report: 359

Total Ballots Counted by Hand: 359

*Note: The County Audit Committee may not see the machine totals before the hand count

Column A: Candidate Name/ Ballot Issue/ Write-In	Column B: Hand Count (Audit Tally)	Column C: Machine Tally (Filled In by Election Administrator or Hand Count Tally)	Column D: Difference (Hand Tally Minus Machine Count Tally)	Column E: Number of Explainable Differences (Administrative or Election Official Error)	Column F: Explainable Difference Reason(s)	Column G: Unexplained Difference (Column F Subtracted from Column E) *Hand Count is Over/ Under by #:	Column H: Other Comments/ Explanations
SHAUN PANDINA - REP	99	99	0			0	
COURTENAY SPRUNGER - REP	148	148	0			0	
ARTHUR FRETHEIM - DEM	88	88	0			0	
WRITE-IN - GRN	0	0	0			0	
WRITE-IN - LIB	0	0	0			0	
			0			0	
			0			0	
Overvotes	0	0	0			0	
Undervotes	24	24	0			0	
Write-In Votes	0	0	0			0	
Other Votes - Specify:	0	0	0			0	
Total Votes	359	359	0	0			

Where possible, please provide information about the Unexplained Difference between the machine count and the hand count on an attached sheet.

Analysis:

Is the Unexplained Difference total in Column H at least 5 votes? If so, continue below. If not, stop here.

No. The total Unexplained Difference is not at least 5 votes. The audit of this precinct for this contest is complete.

What is the Percentage (%) Difference Between Hand Counted Ballots and the Unexplained Difference (the Column H Total Votes Divided by the Column B Total Votes)?

Since the Unexplained Difference total is not at least 5 votes, it is not necessary to calculate the percentage difference.

Is the Unexplained Difference total at least 5 votes and is the Unexplained Difference greater than 0.5%? If not, then the total is Acceptable. If the percentage is greater than .5%, then the Unexplained Difference is Not Acceptable and county must audit three additional precincts and examine the machine(s).

The Unexplained Difference percentage is not calculated since the total is not at least 5 votes. The audit of this precinct for this contest is complete.

*The random sample audit may not include a ballot that a vote counting machine was unable to process and that was not resolved pursuant to 17-15-206 because the ballot (a) appeared to have at least one overvote; (b) appeared to be blank; (c) was in a condition that prevented its processing by a vote counting machine; or (d) contained a mark, error, or omission that prevented its processing by a vote counting machine.

*Note: The purpose of the post-election audit is to determine whether the tabulating equipment has accurately counted votes. Because the purpose of the post-election audit is to determine if the machine counted the votes correctly, the audit committee should be instructed to count votes electronically with the voter's optical scan machine would count votes.

County Audit Committee Signatures: *M. Newman*
Bobay Finch

Election Administrator Signature: *Debbie Peterson*



POST ELECTION AUDIT RECONCILIATION FORM AND REPORT TO SECRETARY OF STATE - FEDERAL OFFICE
Submit completed and signed form to the Secretary of State no later than the deadline for submitting the official county canvass.

Election Date	4-Jun-24
County Name	Flathead
Precinct Name/Number	PCT 30
Contest	President

Type of Tabulator Used In the Precinct	DS950 and DS850
Tabulator Serial /ID #	#9512090089, #9521080551, #9521060550, #8511090041
Ballot Container Seal # (If # is used)	#104186, #104205

Total Ballots Counted by Tabulator as Shown on Tape: 594

Total Ballots Counted by Hand: 594

*Note: The County Audit Committee may not see the machine totals before the hand count

Column A: Candidate Name/ Ballot Type #/ Type of Votes	Column B: Hand Count Audit Tally	Column C: Machine Tally (Printed by Election Administrator and County Tally)	Column E: Difference (Hand Tally Minus Machine Count Tally)	Column F: Number of Explainable Differences (Administrative or Election Official Error)	Column G: Explainable Difference Reason(s)	Column H: Unexplained Difference (Column F Subtracted from Column E) "Hand Count is Over/ Under by #"	Column I: Other Comments/ Explanation(s)
Trump	446	446	0			0	
No Preference - REP	32	32	0			0	
Biden	79	79	0			0	
No Preference - DEM	5	5	0			0	
No Preference - GRN	0	0	0			0	
Overvotes	0	0	0			0	
Undervotes	17	17	0			0	
Write-in Votes	15	15	0			0	
Other Votes - Specify:	0		0			0	
Total Votes	594	594	0	0		0	




Where possible, please provide information about the Unexplained Difference between the machine count and the hand count on an attached sheet.

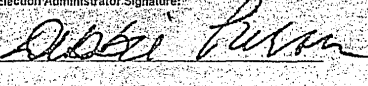
Analysis:

Is the Unexplained Difference total in Column H at least 5 votes? If so, continue below. If not, stop here.	No. The total Unexplained Difference is not at least 5 votes. The audit of this precinct for this contest is complete.
What is the Percentage (%) Difference Between Hand Counted Ballots and the Unexplained Difference (the Column H Total Votes Divided by the Column B Total Votes)?	Since the Unexplained Difference total is not at least 5 votes, it is not necessary to calculate the percentage difference.
Is the Unexplained Difference total at least 5 votes and is the Unexplained Difference greater than 0.5%? If not, then the total is Acceptable. If the percentage is greater than .5%, then the Unexplained Difference is Not Acceptable and county must audit three additional precincts and examine the machine(s).	The Unexplained Difference percentage is not calculated since the total is not at least 5 votes. The audit of this precinct for this contest is complete.

*The random sample audit may not include a ballot that a vote-counting machine was unable to process and that was not resolved pursuant to 13-15-205 because the ballot: (a) appeared to have at least one overvote; (b) appeared to be blank; (c) was in a condition that prevented its processing by a vote-counting machine; or (d) contained a mark, error, or omission that prevented its processing by a vote-counting machine.

*Note: The purpose of the post-election audit is to determine whether the tabulating equipment has accurately counted votes. Because the purpose of the post-election audit is to determine if the machine counted the votes correctly, the audit committee should be instructed to count votes consistent with the way an optical scan machine would count votes.

County Audit Committee Signatures:




Election Administrator Signature:




POST ELECTION AUDIT RECONCILIATION FORM AND REPORT TO SECRETARY OF STATE - FEDERAL OFFICE

Submit completed and signed form to the Secretary of State no later than the deadline for submitting the official county canvass.



Election Date: 4-Jun-24
County Name: Ft. Lee
Precinct Name/Number: PCT 30
Contest: US Senate

Type of Tabulator Used in the Precinct: DS950 and DS850
Tabulator Serial/ID #: #8512090089, #9521080551, #9521060550, #8511090041
Ballot Container Seal # (if # is used): #104186, #104205

Total Ballots Counted by Tabulator as Shown on Tape: 596

Total Ballots Counted by Hand: 596

*Note: The County Audit Committee may not see the machine totals before the hand count

Column A: Candidate Name/ Ballot Issue/ Type of Voter	Column B: Hand Count/Audit Tally	Column C: Machine Tally (Filled in by Election Administrator after Hand Count/Tally)	Column E: Difference (Hand Tally Minus Machine Count Tally)	Column F: Number of Explainable Differences (Administrative or Election Official Error)	Column G: Explainable Differences Reasons	Column H: Unexplained Difference* (Column F Subtracted from Column E) *Hand Count is Over/ Under by 8"	Column I: Other Comments/ Explanations
Johnson - REP	83	83	0			0	
Sheehy - REP	356	356	0			0	
Walkingchild Sr. - REP	41	41	0			0	
Hummert - DEM	4	4	0			0	
Tester - DEM	88	88	0			0	
Barb - GRN	0	0	0			0	
Downey - GRN	0	0	0			0	
Overvotes	0	0	0			0	
Undervotes	18	18	0			0	
Write-In Votes	4	4	0			0	
Other Votes - Specify:	0	0	0			0	
Total Votes	594	594	0	0		0	

Where possible, please provide information about the Unexplained Difference between the machine count and the hand count on an attached sheet.

Analysis:

Is the Unexplained Difference total in Column H at least 5 votes? If so, continue below. If not, stop here.	No. The total Unexplained Difference is not at least 5 votes. The audit of this precinct for this contest is complete.
What is the Percentage (%) Difference Between Hand Counted Ballots and the Unexplained Difference (the Column H Total Votes Divided by the Column B Total Votes)?	Since the Unexplained Difference total is not at least 5 votes, it is not necessary to calculate the percentage difference.
Is the Unexplained Difference total at least 5 votes and Is the Unexplained Difference greater than 0.5%? If not, then the total is Acceptable. If the percentage is greater than .5%, then the Unexplained Difference is Not Acceptable and county must audit three additional precincts and examine the machine(s).	The Unexplained Difference percentage is not calculated since the total is not at least 5 votes. The audit of this precinct for this contest is complete.

The precinct sample audit may include a ballot box if a vote-counting machine was unable to process and that was not repaired pursuant to 11-15206 because the ballot (a) appeared to have at least one overvote, (b) appeared to be blank, (c) was in a condition that prevented its processing by a vote-counting machine, or (d) contained a mark, error, or omission that prevented its processing by a vote-counting machine.

*Note: If the purpose of the post-election audit is to determine whether the tabulating equipment has accurately counted votes. Because the purpose of the post-election audit is to determine if the machine counted the votes correctly, the audit committee should be instructed to count votes consistent with the way an optical scan machine would count votes.

County Audit Committee Signatures:

Election Administrator Signature:



POST ELECTION AUDIT RECONCILIATION FORM AND REPORT TO SECRETARY OF STATE - STATEWIDE OFFICE
Submit completed and signed form to the Secretary of State no later than the deadline for submitting the official county canvass.

Election Date	4-Jun-24
County Name	Flothead
Precinct Name/Number	PCT 30
Contest	Attorney General

Type of Tabulator Used in the Precinct	DS 950 / DS 850
Tabulator Serial / ID #	#8512090089, #9521080551, #9521060550, #8511090041
Ballot Container Seal # (If # is used)	#104186, #104205

Total Ballots Counted by Tabulator as Shown on Tape: 596

Total Ballots Counted by Hand: 596

*Note: The County Audit Committee may not see the machine totals before the hand count

Column A: Candidate Name/ Ballot Issue #/ Type of Vote	Column B: Hand Count Audit Tally	Column C: Machine Tally* (Filled In by Election Administrator after Hand Count Tally)	Column E: Difference (Hand Tally Minus Machine Count Tally)	Column F: Number of Explainable Differences (Administrative or Election Official Error)	Column G: Explainable Difference Reasons†	Column H: Unexplained Difference† (Column F Subtracted from Column E) *Hand Count is Over/ Under by #?	Column I: Other Comments/ Explanations†
Knudsen - REP	356	356	0			0	
Olson - REP	97	97	0			0	
Alke - DEM	82	82	0			0	
			0			0	
			0			0	
			0			0	
			0			0	
Overvotes	0	0	0			0	
Undervotes	55	55	0			0	
Write-in Votes	4	4	0			0	
Other Votes - Specify:	0	0	0			0	
Total Votes	594	594	0	0			

†Where possible, please provide information about the Unexplained Difference between the machine count and the hand count on an attached sheet.

<p>Analysis:</p> <p>Is the Unexplained Difference total in Column H at least 5 votes? If so, continue below. If not, stop here.</p>	<p>No. The total Unexplained Difference is not at least 5 votes. The audit of this precinct for this contest is complete.</p>
<p>What is the Percentage (%) Difference Between Hand Counted Ballots and the Unexplained Difference (the Column H Total Votes Divided by the Column B Total Votes)?</p>	<p>Since the Unexplained Difference total is not at least 5 votes, it is not necessary to calculate the percentage difference.</p>
<p>Is the Unexplained Difference total at least 5 votes and is the Unexplained Difference greater than 0.5%? If not, then the total is Acceptable. If the percentage is greater than .5%, then the Unexplained Difference is Not Acceptable and county must audit three additional precincts and examine the machine(s).</p>	<p>The Unexplained Difference percentage is not calculated since the total is not at least 5 votes. The audit of this precinct for this contest is complete.</p>

* The random sample audit may not include a ballot that a vote-counting machine was unable to process and that was not received pursuant to 11-15-306 because the ballot (a) appeared to have at least one overvote, (b) appeared to be blank, (c) was in a condition that prevented its processing by a vote-counting machine, or (d) contained a mark, error, or omission that prevented its processing by a vote-counting machine.

†Note: The purpose of the post-election audit is to determine whether the tabulating equipment has accurately counted votes. Because the purpose of the post-election audit is to determine if the machine counted the votes correctly, the audit committee should be instructed to count votes consistent with the way an optical scan machine would count votes.

<p>County Audit Committee Signature:</p> <p><i>[Signature]</i></p>	<p>Election Administrator Signature:</p> <p><i>[Signature]</i></p>
--	--



POST ELECTION AUDIT RECONCILIATION FORM AND REPORT TO SECRETARY OF STATE - STATEWIDE OFFICE
 Submit completed and signed form to the Secretary of State no later than the deadline for submitting the official county canvass.



202400010000
 Page: 111 of 120
 Fees: \$0.00
 6/18/2024 11:37 AM

Election Date: 4-Jun-24
 County Name: Flathead
 Precinct Name/Number: PCT 30
 Contest: Clerk of Supreme Court

Type of Tabulator Used in the Precinct: DS 950 / DS 850
 Tabulator Serial /ID #: #8512090089, #9521080551, #9521060550, #8511090041
 Ballot Container Seal # (if it is used): #104186, #104205

Total Ballots Counted by Tabulators: Shown on Tape: 596
 *Note: The County Audit Committee may not see the machine totals before the hand count

Total Ballots Counted by Hand: 596

Column A: Candidate Name/ Ballot Issue #/ Type of Votes	Column B: Hand Count Audit Tally	Column C: Machine Tally* (Filled in by Election Administrator after Hand Count Tally)	Column E: Difference (Hand Tally Minus Machine Count Tally)	Column F: Number of Explainable Differences (Administrative or Election Official Error)	Column G: Explainable Difference Reasons†	Column H: Unexplained Difference† (Column F Subtracted from Column E) Hand Count is Over/ Under by #**	Column I: Other Comments/ Explanations†
Ellsworth - REP	225	225	0			0	
Greenwood - REP	203	203	0			0	
Farris-Olsen - DEM	66	66	0			0	
Ophus - DEM	13	13	0			0	
			0			0	
			0			0	
			0			0	
Overvotes	0	0	0			0	
Undervotes	84	84	0			0	
Write-in Votes	3	3	0			0	
Other Votes - Specify:	0	0	0			0	
Total Votes	596	594	0	0			

†Where possible, please provide information about the Unexplained Difference between the machine count and the hand count on an attached sheet.

Analysis:

Is the Unexplained Difference total in Column H at least 5 votes? If so, continue below. If not, stop here.

No. The total Unexplained Difference is not at least 5 votes. The audit of this precinct for this contest is complete.

What is the Percentage (%) Difference Between Hand Counted Ballots and the Unexplained Difference (the Column H Total Votes Divided by the Column B Total Votes)?

Since the Unexplained Difference total is not at least 5 votes, it is not necessary to calculate the percentage difference.

Is the Unexplained Difference total at least 5 votes and is the Unexplained Difference greater than 0.5%? If not, then the total is acceptable. If the percentage is greater than .5%, then the Unexplained Difference is Not Acceptable and county must audit three additional precincts and examine the machine(s).

The Unexplained Difference percentage is not calculated since the total is not at least 5 votes. The audit of this precinct for this contest is complete.

**The random sample audit may not include a ballot that a vote-counting machine was unable to process and that was not resolved pursuant to 13-15-206 because the ballot (a) appeared to have at least one overvote; (b) appeared to be blank; (c) was in a condition that prevented its processing by a vote-counting machine; or (d) contained a mark, smudge, or omission that prevented its processing by a vote-counting machine.

†Note: The purpose of the post-election audit is to determine whether the tabulating equipment has accurately counted votes. Because the purpose of the post-election audit is to determine if the machine counted the votes correctly, the audit committee should be instructed to count votes consistent with the way an optical scan machine would count votes.

County Audit Committee Signatures:
 [Signature: D. Davidson]
 [Signature: J. Clark]

Election Administrator Signature:
 [Signature: Debbie Purin]



POST ELECTION AUDIT RECONCILIATION FORM AND REPORT TO SECRETARY OF STATE - FEDERAL OFFICE
Submit completed and signed form to the Secretary of State no later than the deadline for submitting the official county canvass.

Election Date: 4-Jun-24
County Name: Flathead
Precinct Name/Number: PCT 36
Contest: President

Type of Tabulator Used in the Precinct: DS950 and DS850
Tabulator Serial /ID #: #9521090089, #9521080551, #9521060550, #8511090041
Ballot Container Seal # (If # is used): #104179, #104178

Total Ballots Counted by Tabulator as Shown on Tape: 507
*Note: The County Audit Committee may not see the machine totals before the hand count

Total Ballots Counted by Hand: 507

Column A: Candidate Names/ Ballot Issue #/ Type of Votes	Column B: Hand Count/Audit Tally	Column C: Machine Tally (Filled in by Election Administrator after Hand Count Tally)	Column E: Difference (Hand Tally Minus Machine Count Tally)	Column F: Number of Explainable Differences (Administrative or Election Official Error)	Column G: Explainable Difference Reason(s)	Column H: Unexplained Difference (Column F Subtracted from Column E) "Hand Count is Off/ Under by #"	Column I: Other Comments/ Explanations
Trump	313	313	0			0	
No Preference - REP	33	33	0			0	
Biden	104	104	0			0	
No Preference - DEM	13	13	0			0	
No Preference - GRN	2	2	0			0	
			0			0	
			0			0	
Overvotes	0	0	0			0	
Undervotes	21	21	0			0	
Write-in Votes	17	17	0			0	
Other Votes - Specify:	0	0	0			0	
Total Votes	503	503	0	0		0	

When possible, please provide information about the Unexplained Difference between the machine count and the hand count on an attached sheet.

Analysis:

Is the Unexplained Difference total in Column H at least 5 votes? If so, continue below. If not, stop here.

No. The total Unexplained Difference is not at least 5 votes. The audit of this precinct for this contest is complete.

What is the Percentage (%) Difference Between Hand Counted Ballots and the Unexplained Difference (the Column H Total Votes Divided by the Column B Total Votes)?

Since the Unexplained Difference total is not at least 5 votes, it is not necessary to calculate the percentage difference.

Is the Unexplained Difference total at least 5 votes and is the Unexplained Difference greater than 0.5%? If not, then the total is Acceptable. If the percentage is greater than .5%, then the Unexplained Difference is Not Acceptable and county must audit three additional precincts and examine the machine(s).

The Unexplained Difference percentage is not calculated since the total is not at least 5 votes. The audit of this precinct for this contest is complete.

*The random sample audit may not include a ballot that a vote-counting machine was unable to process and that was not resolved pursuant to 13-1-206 because the ballot (a) appeared to have at least one overvote; (b) appeared to be blank; (c) was in a condition that prevented its processing by a vote-counting machine; or (d) contained a mark, error, or omission that prevented its processing by a vote-counting machine.

Note: The purpose of the post-election audit is to determine whether the tabulating equipment has accurately counted votes. Because the purpose of the post-election audit is to determine if the machine counted the votes correctly, the audit committee should be instructed to count votes consistent with the way an optical scan machine would count votes.

County Audit Committee Signatures:

Election Administrator Signature:



POST ELECTION AUDIT RECONCILIATION FORM AND REPORT TO SECRETARY OF STATE - FEDERAL OFFICE
Submit completed and signed form to the Secretary of State no later than the deadline for submitting the official county canvass.

Election Date	4-Jun-24
County Name	Flathead
Precinct Name/Number	PCT 36
Contest	US Senate

Type of Tabulator Used in the Precinct	DS950 and DS850
Tabulator Serial /ID #	#8512090089, #9521080551, #9521060550, #8511090041
Ballot Container Seal # (if it is used)	#104179, #104178

Total Ballots Counted by Tabulator as Shown on Tape*	507
--	-----

Total Ballots Counted by Hand*	507
--------------------------------	-----

*Note: The County Audit Committee may not see the machine totals before the hand count

Column A: Candidate Name/ Ballot Issue/ Type of Vote	Column B: Hand Count/Audit Tally	Column C: Machine Tally* (Filled in by Election Administrator after Hand Count/Tally)	Column D: Difference (Hand Tally Minus Machine Count Tally)	Column E: Number of Explainable Differences (Administrative or Election Official Error)	Column F: Explainable Difference Reason(s)	Column G: Unexplained Difference* (Column F Subtracted from Column E) *Hand Count is Over/ Under by #	Column H: Other Comments/ Explanations†
Johnson - REP	80	80	0			0	
Sheehy - REP	255	255	0			0	
Walkingchild Sr. - REP	24	24	0			0	
Hummert - DEM	5	5	0			0	
Tester - DEM	121	121	0			0	
Barb - GRN	0	0	0			0	
Downey - GRN	2	2	0			0	
Overvotes	0	0	0			0	
Undervotes	8	8	0			0	
Write-In Votes	8	8	0			0	
Other Votes - Specify:	0	0	0			0	
Total Votes	503	503	0	0		0	

†Where possible, please provide information about the Unexplained Difference between the machine count and the hand count on an attached sheet.

Analysis:

Is the Unexplained Difference total in Column H at least 5 votes? If so, continue below. If not, stop here.	No. The total Unexplained Difference is not at least 5 votes. The audit of this precinct for this contest is complete.
What is the Percentage (%) Difference Between Hand Counted Ballots and the Unexplained Difference (the Column H Total Votes Divided by the Column B Total Votes)?	Since the Unexplained Difference total is not at least 5 votes, it is not necessary to calculate the percentage difference.
Is the Unexplained Difference total at least 5 votes and is the Unexplained Difference greater than 0.5%? If not, then the total is Acceptable. If the percentage is greater than .5%, then the Unexplained Difference is Not Acceptable and county must audit three additional precincts and examine the machine(s).	The Unexplained Difference percentage is not calculated since the total is not at least 5 votes. The audit of this precinct for this contest is complete.

*The random sample audit may not include a ballot that a vote counting machine was unable to process and that was not resolved pursuant to 13-35-204 because the ballot (s) appeared to have at least one overvote; (b) appeared to be blank; (c) was in a condition that prevented its processing by a vote counting machine; or (d) contained a mark, error, or omission that prevented its processing by a vote counting machine.

†Note: The purpose of the post-election audit is to determine whether the tabulating equipment has accurately counted votes. Because the purpose of the post-election audit is to determine if the machine counted the votes correctly, the audit committee should be instructed to count votes consistent with the way an optical scan machine would count votes.

County Audit Committee Signatures: <i>Megan Westhagen</i> <i>Deborah Wilson</i> <i>Luiz Laurindo</i>	Election Administrator Signature: <i>Debbie Person</i>
---	---



POST ELECTION AUDIT RECONCILIATION FORM AND REPORT TO SECRETARY OF STATE - STATEWIDE OFFICE
 Submit completed and signed form to the Secretary of State no later than the deadline for submitting the official county canvass.



20240010000
 Page: 114 of 120
 Fees: \$0.00
 6/18/2024 11:37 AM

Election Date	4-Jun-24
County Name	Flathead
Precinct Name/Number	PCT 36
Contest	Attorney General

Type of Tabulator Used in the Precinct	DS 950 / DS 850
Tabulator Serial / ID #	#8512090089, #9521080551, #9521060550, #8511090041
Ballot Container Seal # (if # is used)	#104179, #104178

Total Ballots Counted by Tabulator as Shown on Form: 507

Total Ballots Counted by Hand: 507

*Note: The County Audit Committee may not see the machine totals before the hand count

Column A: Candidate Names/ Ballot Issue #/ Type of Votes	Column B: Hand Count Audit Tally	Column C: Machine Tally (Filled in by Election Administrator after Hand Count Tally)	Column E: Difference (Hand Tally Minus Machine Count Tally)	Column F: Number of Explainable Differences (Administrative or Election Official Error)	Column G: Explainable Difference Reasons*	Column H: Unexplained Difference (Column F Subtracted from Column E) *Hand Count is Over/ Under by #:	Column I: Other Comments/ Explanations†
Knudsen - REP	274	274	0			0	
Olson - REP	56	56	0			0	
Alke - DEM	111	111	0			0	
			0			0	
			0			0	
			0			0	
			0			0	
Overvotes	0	0	0			0	
Undervotes	57	57	0			0	
Write-in Votes	5	5	0			0	
Other Votes - Specify:	0	0	0			0	
Total Votes	507	507	0	0		0	


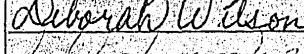


*Where possible, please provide information about the Unexplained Difference between the machine count and the hand count on an attached sheet.

Analysis:

Is the Unexplained Difference total in Column H at least 5 votes? If so, continue below. If not, stop here.	No. The total Unexplained Difference is not at least 5 votes. The audit of this precinct for this contest is complete.
What is the Percentage (%) Difference Between Hand Counted Ballots and the Unexplained Difference (the Column H Total Votes Divided by the Column B Total Votes)?	Since the Unexplained Difference total is not at least 5 votes, it is not necessary to calculate the percentage difference.
Is the Unexplained Difference total at least 5 votes and is the Unexplained Difference greater than 0.5%? If not, then the total is Acceptable. If the percentage is greater than .5%, then the Unexplained Difference is Not Acceptable and county must audit three additional precincts and examine the machine(s).	The Unexplained Difference percentage is not calculated since the total is not at least 5 votes. The audit of this precinct for this contest is complete.

*The random-sample audit may not include a ballot that a vote-counting machine was unable to process and that was not resolved pursuant to 13-15-206 because the ballot: (a) appeared to have at least one overvote; (b) appeared to be blank; (c) was in a condition that prevented its processing by a vote-counting machine; or (d) contained a mark, error, or omission that prevented its processing by a vote-counting machine.

*Note: The purpose of the post-election audit is to determine whether the tabulating equipment has accurately counted votes. Because the purpose of the post-election audit is to determine if the machine counted the votes correctly, the audit committee should be instructed to count votes consistent with the way an optical scan machine would count votes.

County Audit Committee Signatures:   	Election Administrator Signature: 
---	--



POST ELECTION AUDIT RECONCILIATION FORM AND REPORT TO SECRETARY OF STATE - STATEWIDE OFFICE
 Submit completed and signed form to the Secretary of State no later than the deadline for submitting the official county canvass.



202400010000
 Page: 115 of 120
 Fees: \$0.00
 6/18/2024 11:37 AM

Election Date: 4-Jun-24
 County Name: Flathead
 Precinct Name/Number: PCT 36
 Contest: Clerk of Supreme Court

Type of Tabulator Used in the Precinct: DS 950 / DS 850
 Tabulator Serial / ID #: #B512090089, #9521080551, #9521060550, #8511090041
 Ballot Container Seal # (if it is used): #104179, #104178

Total Ballots Counted by Tabulator as Shown on Tape: 507

Total Ballots Counted by Hand: 507

*Note: The County Audit Committee may not see the machine totals before the hand count.

Column A: Candidate Name/ Ballot Issue/ Type of Vote	Column B: Hand Count Audit Tally	Column C: Machine Tally (Filled in by Election Administrator after Hand Count Tally)	Column E: Difference (Hand Tally Minus Machine Count Tally)	Column F: Number of Explainable Differences (Administrative or Election Official Error)	Column G: Explainable Difference Reason(s)	Column H: Unexplained Difference (Column F Subtracted from Column E) Hand Count is Over/ Under by #	Column I: Other Comments / Explanations
Ellsworth - REP	140	140	0			0	
Greenwood - REP	167	167	0			0	
Farris-Olsen - DEM	81	81	0			0	
Ophus - DEM	27	27	0			0	
			0			0	
			0			0	
			0			0	
Overvotes	0	0	0			0	
Undervotes	79	79	0			0	
Write-in Votes	9	9	0			0	
Other Votes - Specify:	0	0	0			0	
Total Votes	507	503	0	0		0	

*Where possible, please provide information about the Unexplained Difference between the machine count and the hand count on an attached sheet.

Analysis:

Is the Unexplained Difference total in Column H at least 5 votes? If so, continue below. If not, stop here.

No. The total Unexplained Difference is not at least 5 votes. The audit of this precinct for this contest is complete.

What is the Percentage (%) Difference Between Hand Counted Ballots and the Unexplained Difference (the Column H Total Votes Divided by the Column B Total Votes)?

Since the Unexplained Difference total is not at least 5 votes, it is not necessary to calculate the percentage difference.

Is the Unexplained Difference total at least 5 votes and is the Unexplained Difference greater than 0.5%? If not, then the total is Acceptable. If the percentage is greater than .5%, then the Unexplained Difference is Not Acceptable and county must audit three additional precincts and examine the machine(s).

The Unexplained Difference percentage is not calculated since the total is not at least 5 votes. The audit of this precinct for this contest is complete.

The random sample audit may not include a ballot that a vote-counting machine was unable to process, and that was not resolved pursuant to 13-15-206 because the ballots (a) appeared to have at least one overvote; (b) appeared to be blank; (c) was in a condition that prevented its processing by a vote-counting machine; or (d) contained a mark, error, or omission that prevented its processing by a vote-counting machine.

Note: The purpose of the post-election audit is to determine whether the tabulating equipment has accurately counted votes. Because the purpose of the post-election audit is to determine if the machine counted the votes correctly, the audit committee should be instructed to count votes consistent with the way an optical scan machine would count votes.

County Audit Committee Signatures:
 Megan O'Connell
 Deborah S. Wilson
 Luke Henschel

Election Administrator Signature:
 Debbie Ferguson



POST ELECTION AUDIT RECONCILIATION FORM AND REPORT TO SECRETARY OF STATE - FEDERAL OFFICE
 Submit completed and signed form to the Secretary of State no later than the deadline for submitting the official county canvass.



202400010000
 Page: 116 of 120
 Fees: \$0.00
 6/18/2024 11:37 AM

Election Date: 4-Jun-24
 County Name: Flathead
 Precinct Name/Number: PCT 47
 Contest: President

Type of Tabulator Used in the Precinct: DS950 and DS850
 Tabulator Serial /ID #: #0512090089, #9521080551, #9521060550, #8511090041
 Ballot Container Seal # (if # is used): #095952, #095953

Total Ballots Counted by Tabulators Shown on Tape: 371

Total Ballots Counted by Hand: 371

*Note: The County Audit Committee may not see the machine totals before the hand count

Column A: Candidate Name/ Ballot Type Type of Ballot	Column B: Hand Count Audit Tally	Column C: Machine Tally (Filed In by Election Administrator after Hand Count Tally)	Column E: Difference (Hand Tally Minus Machine Count Tally)	Column F: Number of Explainable Differences (Administrative or Election Official Error)	Column G: Explainable Difference Reason(s)	Column H: Unexplained Difference* (Column F Subtracted from Column E) "Hand Count is Over/ Under by #"	Column I: Other Comments/ Explanations
Trump	263	263	0			0	
No Preference - REP	32	32	0			0	
Biden	48	48	0			0	
No Preference - DEM	8	8	0			0	
No Preference - GRN	0	0	0			0	
			0			0	
			0			0	
Overvotes	0	0	0			0	
Undervotes	8	8	0			0	
Write-In Votes	11	11	0			0	
Other Votes - Specify:	0	0	0			0	
Total Votes	370	370	0	0			

If there are unexplained differences, please provide information about the Unexplained Differences between the machine count and the hand count on an attached sheet.

Analysis:

Is the Unexplained Difference total in Column H at least 5 votes? If so, continue below. If not, stop here.	No. The total Unexplained Difference is not at least 5 votes. The audit of this precinct for this contest is complete.
What is the Percentage (%) Difference Between Hand Counted Ballots and the Unexplained Difference (the Column H Total Votes Divided by the Column B Total Votes)?	Since the Unexplained Difference total is not at least 5 votes, it is not necessary to calculate the percentage difference.
Is the Unexplained Difference total at least 5 votes and is the Unexplained Difference greater than 0.5%? If not, then the total is Acceptable. If the percentage is greater than .5%, then the Unexplained Difference is Not Acceptable and county must audit three additional precincts and examine the machine(s).	The Unexplained Difference percentage is not calculated since the total is not at least 5 votes. The audit of this precinct for this contest is complete.

*The random sample audit may not include a ballot that a vote-counting machine was unable to process and that was not resolved pursuant to 23-15, 206 because the ballot (a) appeared to have at least one overvote; (b) appeared to be blank; (c) was in a condition that prevented its processing by a vote-counting machine; or (d) contained a mark, error, or condition that prevented its processing by a vote-counting machine.

*Note: The purpose of the post-election audit is to determine whether the tabulating equipment has accurately counted votes. Because the purpose of the post-election audit is to determine if the machine counted the votes correctly, the audit committee should be instructed to count votes consistent with the way an optical scan machine would count votes.

County Audit Committee Signatures: *[Signatures]*

Election Administrator Signature: *[Signature]*



POST ELECTION AUDIT RECONCILIATION FORM AND REPORT TO SECRETARY OF STATE - FEDERAL OFFICE

Submit completed and signed form to the Secretary of State no later than the deadline for submitting the official county canvass.

Election Date	4-Jun-24
County Name	Flathead
Precinct Name/Number	PCT 47
Contest	US Senate

Type of Tabulator Used in the Precinct	DS950 and DS850
Tabulator Serial /ID #	#8512090089, #9521080551, #9521060550, #8511090041
Ballot Container Seal # (If # is used)	#095952, #095953

Total Ballots Counted by Tabulator as Shown on Tape*	371
--	-----

Total Ballots Counted by Hand*	371
--------------------------------	-----

*Note: The County Audit Committee may not see the machine totals before the hand count

Column A: Candidate Name/ Ballot Issue #/ Type of Votes	Column B: Hand Count / Audit Tally	Column C: Machine Tally (Filled in by Election Administrator after Hand Count Tally)	Column E: Difference (Hand Tally Minus Machine Count Tally)	Column F: Number of Explainable Differences (Administrative or Election Official Error)	Column G: Explainable Difference Reasons†	Column H: Unexplained Difference (Column F Subtracted from Column E) Hand Count is Over/ Under by #	Column I: Other Comments / Explanations†
Johnson - REP	39	39	0			0	
Shelby - REP	242	242	0			0	
Walkingchild Sr. - REP	18	18	0			0	
Hummert - DEM	4	4	0			0	
Tester - DEM	57	57	0			0	
Barb - GRN	0	0	0			0	
Downey - GRN	0	0	0			0	
Overvotes	0	0	0			0	
Undervotes	10	10	0			0	
Write-in Votes	0	0	0			0	
Other Votes - Specify:	0	0	0			0	
Total Votes	370	370	0	0		0	

†Where possible, please provide information about the Unexplained Difference between the machine count and the hand count on an attached sheet.

Analysis: Is the Unexplained Difference total in Column H at least 5 votes? If so, continue below. If not, stop here.	No. The total Unexplained Difference is not at least 5 votes. The audit of this precinct for this contest is complete.
What is the Percentage (%) Difference Between Hand Counted Ballots and the Unexplained Difference (the Column H Total Votes Divided by the Column B Total Votes)?	Since the Unexplained Difference total is not at least 5 votes, it is not necessary to calculate the percentage difference.
Is the Unexplained Difference total at least 5 votes and is the Unexplained Difference greater than 0.5%? If not, then the total is Acceptable. If the percentage is greater than .5%, then the Unexplained Difference is Not Acceptable and county must audit three additional precincts and examine the machine(s).	The Unexplained Difference percentage is not calculated since the total is not at least 5 votes. The audit of this precinct for this contest is complete.

*The random sample audit may not include a ballot that a vote-counting machine was unable to process and that was not resolved pursuant to 13-15-206 because the ballot (a) appeared to have at least one overvote; (b) appeared to be blank; (c) was in a condition that prevented its processing by a vote-counting machine; or (d) contained a mark, error, or omission that prevented its processing by a vote-counting machine.

†Note: The purpose of the post-election audit is to determine whether the tabulating equipment has accurately counted votes. Because the purpose of the post-election audit is to determine if the machine counted the votes correctly, the audit committee should be instructed to count votes consistent with the way an optical scan machine would count votes.

County Audit Committee Signatures: 	Election Administrator Signatures:
--	--



POST ELECTION AUDIT RECONCILIATION FORM AND REPORT TO SECRETARY OF STATE - STATEWIDE OFFICE

Submit completed and signed form to the Secretary of State no later than the deadline for submitting the official county canvass.



202400010000
Page: 118 of 120
Fees: \$0.00
6/18/2024 11:37 AM

Election Date: 4-Jun-24
County Name: Flathead
Precinct Name/Number: PCT 47
Contest: Attorney General

Type of Tabulator Used in the Precinct: DS 950 / DS 850
Tabulator Serial /ID #: #8512090089, #9521080551, #9521060550, #8511090041
Ballot Container Seal # (if # is used): #095952, #095953

Total Ballots Counted by Tabulator as Shown on Tape: 371

Total Ballots Counted by Hand: 371

Note: The County Audit Committee may not see the machine totals before the hand count.

Table with columns: Column A: Candidate Name, Column B: Hand Count Audit Tally, Column C: Machine Tally, Column D: Difference, Column E: Number of Explainable Differences, Column F: Explainable Difference Reasons, Column G: Unexplained Difference, Column H: Other Comments/Explanations. Rows include candidates Knudsen, Olson, Alke, and summary rows for Overvotes, Undervotes, Write-In Votes, and Total Votes.

Where possible, please provide information about the Unexplained Difference between the machine count and the hand count on an attached sheet.

Analysis section with three questions: 1. Is the Unexplained Difference total in Column H at least 5 votes? 2. What is the Percentage (%) Difference Between Hand Counted Ballots and the Unexplained Difference? 3. Is the Unexplained Difference total at least 5 votes and is the Unexplained Difference greater than 0.5%?

Note: The random sample audit may not include a ballot that a vote-counting machine was unable to process and that was not resolved pursuant to 13-15-206 because the ballot: (a) appeared to have at least one overvote; (b) appeared to be blank; (c) was in a condition that prevented its processing by a vote-counting machine; or (d) contained a mark, error, or omission that prevented its processing by a vote-counting machine.

Signatures section for County Audit Committee (Loren N. ... , Cheryl D. ...) and Election Administrator (Dustin ...).



POST ELECTION AUDIT RECONCILIATION FORM AND REPORT TO SECRETARY OF STATE - STATEWIDE OFFICE
Submit completed and signed form to the Secretary of State no later than the deadline for submitting the official county canvass.

Election Date	4-Jun-24	Type of Tabulator Used in the Precinct	DS 950 / DS 850
County Name	Flathead	Tabulator Serial / ID #	#8512090089, #9521080551, #9521060550, #8511090041
Precinct Name/Number	PCT 47	Ballot Container Seal # (if # is used)	#095952, #095953
Contest	Clerk of Supreme Court		

Total Ballots Counted by Tabulator as Shown on Tape	371	Total Ballots Counted by Hand	371
---	-----	-------------------------------	-----

*Note: The County Audit Committee may not see the machine totals before the hand count.

Column A: Candidate Names/ Ballot Issue #/ Type of Vote	Column B: Hand Count Audit Tally	Column C: Machine Tally (Filled in by Election Administrator after Hand Count Tally)	Column D: Difference (Hand Tally Minus Machine Count Tally)	Column E: Number of Explainable Differences (Administrative or Election Official Error)	Column F: Explainable Difference Reason(s)	Column G: Unexplained Difference (Column F Subtracted from Column E) *Hand Count is Over/ Under by #*	Column H: Other Comments/ Explanation(s)
Ellsworth - REP	106	106	0			0	
Greenwood - REP	116	116	0			0	
Farris-Olsen - DEM	35	35	0			0	
Ophus - DEM	6	6	0			0	
			0			0	
			0			0	
			0			0	
Overvotes	0	0	0			0	
Undervotes	106	106	0			0	
Write-in Votes	1	1	0			0	
Other Votes -- Specify:	0	0	0			0	
Total Votes	370	370	0	0		0	

Where possible, please provide information about the Unexplained Difference between the machine count and the hand count on an attached sheet.

Analysis:

Is the Unexplained Difference total in Column H at least 5 votes? If so, continue below. If not, stop here.	No. The total Unexplained Difference is not at least 5 votes. The audit of this precinct for this contest is complete.
What is the Percentage (%) Difference Between Hand Counted Ballots and the Unexplained Difference (the Column H Total Votes Divided by the Column B Total Votes)?	Since the Unexplained Difference total is not at least 5 votes, it is not necessary to calculate the percentage difference.
Is the Unexplained Difference total at least 5 votes and is the Unexplained Difference greater than 0.5%? If not, then the total is Acceptable. If the percentage is greater than .5%, then the Unexplained Difference is Not Acceptable and county must audit three additional precincts and examine the machine(s).	The Unexplained Difference percentage is not calculated since the total is not at least 5 votes. The audit of this precinct for this contest is complete.

** The random sample audit may not include a ballot that a vote-counting machine was unable to process and that was not resolved pursuant to 13-15-206 because the ballot: (a) appeared to have at least one overvote; (b) appeared to be blank; (c) was in a condition that prevented its processing by a vote-counting machine; or (d) contained a mark, error, or omission that prevented its processing by a vote-counting machine.

NOTE: The purpose of the post-election audit is to determine whether the tabulating equipment has accurately counted votes. Because the purpose of the post-election audit is to determine if the machine counted the votes correctly, the audit committee should be instructed to count votes consistent with the way an optical scan machine would count votes.

County Audit Committee Signatures: 	Election Administrator Signature:
--	---------------------------------------



POST ELECTION AUDIT RECONCILIATION FORM AND REPORT TO SECRETARY OF STATE - LEGISLATIVE OFFICE
Submit completed and signed form to the Secretary of State no later than the deadline for submitting the official county canvass.

Election Date: 4 Jun-24
County Name: Flathead
Precinct Name/Number: PCT 47
Contest: State House Dist 11

Type of Tabulator Used in the Precinct: DS 850 / DS 850
Tabulator Serial/ID# No: #8512090089, #9521080551, #9521060550, #8511090041
Ballot Container Seal # (if # is used): #095952, #095953

Total Ballots Counted by Tabulator as Shown on Tape: 371

Total Ballots Counted by Hand: 371

*Note: The County Audit Committee may not see the machine totals before the hand count.

Column A: Candidate Names, Ballot Issues, or Type of Votes	Column B: Hand Count Audit Tally	Column C: Machine Tally (Filled In by Election Administrator after Hand Counting)	Column D: Difference (Hand Tally Minus Machine Count Tally)	Column E: Number of Explainable Differences (Administrative or Election Official Error)	Column G: Explainable Difference Reason(s)	Column H: Unexplained Difference* (Column B Subtracted from Column E) *Hand Count Excess/ Under by #	Column I: Other Comments/Explanations
ED BYRNE - REP	153	153	0			0	
ROB TRACY - REP	115	115	0			0	
JENNIFER ALLEN - DEM	40	40	0			0	
			0			0	
			0			0	
			0			0	
			0			0	
Overvotes	0	0	0			0	
Undervotes	62	62	0			0	
Write-In Votes	1	1	0			0	
Other Votes -- Specify:	0	0	0			0	
Total Votes	371	371	0	0		0	

Where possible, please provide information about the Unexplained Difference between the machine count and the hand count on an attached sheet.

Analysis:

Is the Unexplained Difference total in Column H at least 5 votes? If so, continue below. If not, stop here.	No. The total Unexplained Difference is not at least 5 votes. The audit of this precinct for this contest is complete.
What is the Percentage (%) Difference Between Hand Counted Ballots and the Unexplained Difference (the Column H Total Votes Divided by the Column B Total Votes)?	Since the Unexplained Difference total is not at least 5 votes, it is not necessary to calculate the percentage difference.
Is the Unexplained Difference total at least 5 votes and is the Unexplained Difference greater than 0.5%? If not, then the total is Acceptable. If the percentage is greater than .5%, then the Unexplained Difference is Not Acceptable and county must audit three additional precincts and examine the machine(s).	The Unexplained Difference percentage is not calculated since the total is not at least 5 votes. The audit of this precinct for this contest is complete.

*The random sample audit may not include a ballot that a vote-counting machine was unable to process and that was not resolved pursuant to 31-1-206 because the ballot (a) appeared to have at least one overvote; (b) appeared to be blank; (c) was in a condition that prevented processing by a vote-counting machine; or (d) contained a mark, error, or anomaly that prevented its processing by a vote-counting machine.

Note: The purpose of the post-election audit is to determine whether the tabulating equipment has accurately counted votes. Because the purpose of the post-election audit is to determine if the machine counted the votes correctly, the audit committee should be instructed to count votes consistent with the way an optical scan machine would count votes.

County Audit Committee Signatures: *David P. ...*
Cheryl D. Holman

Election Administrator Signature: *Debbie ...*